

ISURE MARINE

Dongying Isure International Co.,Ltd

Add: Room903 Huanghai Building, Donger Road, Dongying,
257000 Shandong, China.

Tel: 0086-546-6390219 Mob: 0086-15006882180

Mail: sales@isuremarine.com gordon@isuremarine.com

Web:www.isuremarine.com

Online Store: isuremarinehardware.com

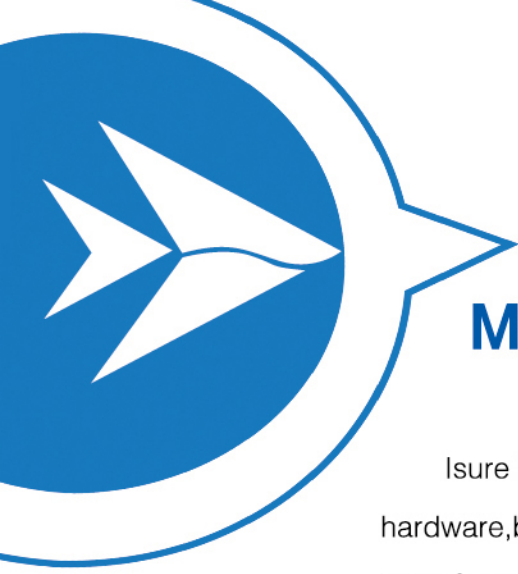


ISURE MARINE

Marine Accessories Supplier



DONGYING CHINA



ISURE MARINE

Marine Accessories Supplier

Isure Marine is a leading manufacturer and distributor of marine hardware, boat parts and glass clamps. Our products are designed and manufactured to the highest quality, safety, durability, and performance standards.

We offer thousands of marine boat part and accessories, including boat anchor, chain, deck hardware, fishing rod holder, boat ladder, windlass, glass clamps, rigging hardware, boat lights, ropes and marine parts.

We have long established business relationships with customers in USA, Europe, Australia and so on.

How to Buy Our Products—Isure Marine products are sold through a network of warehouse distributors, mail order retailers, and performance marine dealers.

We also sell direct to the consumer if a distributor is not in your area. If you have a marine business and would like to become a Isure Marine distributor, email our sales department today at sales@isuremarine.com.

请仔细核对图文



Code	type	bulb
L990	Brass, rotary switch, plastic lens	Halogen 12V 10W



Code	type	bulb
L989	Brass, rotary switch	Tungsten bulb 12V 15W
L747	Brass, rotary switch	Halogen 12V 10W



Code	type	bulb
L987	Brass, rotary switch, plastic lens	Halogen 12V 10W
L601	Brass, toggle switch, plastic lens	Halogen 12V 10W



Code	type	bulb
L982	Brass, rotary switch	Tungsten bulb 12V 15W
L755	Brass, toggle switch	Tungsten bulb 12V 15W
L9500	Brass, rotary switch	Halogen 12V 10W
L763	Brass, toggle switch	Halogen 12V 10W



Code	type	bulb
L617	Base: s.s 18"	Tungsten bulb 12V 10W
L619	Base: s.s 24"	Tungsten bulb 12V 10W
L999	Base: s.s 9"	Tungsten bulb 12V 10W
L623	Base: s.s 21"	Tungsten bulb 12V 10W
L996	Base: plastic, 9"	Tungsten bulb 12V 10W
L627	Base: plastic, 11"	Tungsten bulb 12V 10W



Code	type	bulb
L613	Base: kirsite, 18"	Tungsten bulb 12V 10W
L615	Base: kirsite, 24"	Tungsten bulb 12V 10W
L9100	Base: kirsite, 9"	Tungsten bulb 12V 10W
L621	Base: kirsite, 21"	Tungsten bulb 12V 10W
L995	Base: s.s, 9"	Tungsten bulb 12V 10W
L625	Base: s.s, 21"	Tungsten bulb 12V 10W



Code	type	bulb
L992	Black, plastic, 4"	Tungsten bulb 12V 10W
L637	White, plastic, 4"	Tungsten bulb 12V 10W



Code	type	bulb
L994	Top: kirsite/plastic/base: kirsite 9"	Tungsten bulb 12V 10W
L629	Top: kirsite/plastic/base: kirsite 11"	Tungsten bulb 12V 10W



Code	type	bulb
L997	s.s/plastic lens 9"	Tungsten bulb 12V 10W
L631	s.s/plastic lens 21"	Tungsten bulb 12V 10W



Code	type	bulb
L998	s.s/plastic lens 18"	Tungsten bulb 12V 10W
L635	Base: kirsite 21"	Tungsten bulb 12V 10W



Code	type	bulb
L9101	304s.s, plastic lens, 9"	Tungsten bulb 12V 10W
L633	304s.s, plastic lens, 21"	Tungsten bulb 12V 10W



Code	type	bulb
L993	Black, plastic lens, 18"	Tungsten bulb 12V 10W
L991	Base: kirsite, 18"	Tungsten bulb 12V 10W



Bruce anchor-stainless steel 316

Code	Approx kg.	Code	Approx kg.	Code	Approx kg.
A0001	0.5	A0002	1	A0003	2
A0004	2.5	A0005	3	A0006	3.5
A0007	4	A0008	5	A0009	7.5
A0010	10	A0011	15	A0012	20
A0013	25	A0014	30	A0015	35
A0016	40	A0017	50		



Danforth anchor-stainless steel 316

Code	Approx kg.	Code	Approx kg.	Code	Approx kg.
A0087	1.5	A0088	2.5	A0089	6
A0090	15	A0091	20	A0092	25
A0093	30	A0094	50	A0095	60
A0096	80	A0097	100		



Bruce anchor-galvanized

Code	Approx kg.	Code	Approx kg.	Code	Approx kg.
A0021	2.5	A0022	5	A0023	7.5
A0024	10	A0025	15	A0026	20
A0033	25	A0034	30	A0035	35
A0036	40	A0037	50		



Danforth anchor-galvanized

Code	Approx kg.	Code	Approx kg.	Code	Approx kg.
A0098	2	A0099	4	A0100	6
A0101	8	A0102	10	A0103	12
A0104	15	A0105	20	A0106	25
A0107	30	A0108	50	A0109	100



Plough anchor-stainless steel 316

Code	Approx kg.	Code	Approx kg.
A0041	2	A0042	5
A0043	7	A0044	9
A0045	10	A0046	12
A0047	15	A0048	16
A0049	20	A0050	22
A0051	27	A0052	34
A0053	50		



Folding anchor-stainless steel 316

Code	Approx kg.	Code	Approx kg.	Code	Approx kg.
A0110	0.7	A0111	1.5	A0112	2.5
A0113	3.2	A0114	4	A0115	5
A0116	6	A0117	7	A0118	8
A0119	10	A0120	12	A0121	16



Plough anchor-galvanized

Code	Approx kg.
P1001	5
P1002	7
P1003	9
P1004	12
P1005	16
P1006	20
P1007	22
P1008	27
P1009	35
P1010	50



Grapnel anchors-stainless steel 316

Code	Length mm.	Code	Width mm.	Code	Shaft Dia mm.
A0122	220	A0123	150	A0124	12
A0125	260	A0126	220	A0127	16



Anchor type hall-galvanized

Code	Approx kg.	Code	Approx kg.
A0128	2	A0129	3
A0130	4	A0131	6
A0132	8	A0133	10



Delta anchor-stainless steel 316

Code	Approx kg.	Code	Approx kg.	Code	Approx kg.
A0058	0.5	A0059	1	A0060	2
A0061	5	A0062	6	A0063	8
A0064	10	A0065	16	A0066	20
A0067	30	A0068	50	A0069	60
A0070	80	A0071	100	A0072	120



Hall anchor type C-galvanized

Code	Approx kg.	Code	Approx kg.
A0135	7.5	A0136	13
A0137	18	A0138	28
A0139	36	A0140	48
A0141	58	A0142	100
A0143	200		



Delta anchor-galvanized

Code	Approx kg.
A0073	5
A0076	7.5
A0078	10
A0080	15
A0082	20
A0085	30




HDG stock anchor-malleable iron

Code	Approx kg.	Code	Approx kg.
A0144	10	A0145	15
A0146	20	A0147	30
A0148	50	A0149	75
A0150	100		




Plate anchor-galvanized

Code	Approx kg.	Code	Approx kg.
A0151	2	A0152	3
A0153	4	A0154	5
A0155	6	A0156	8
A0157	10	A0158	12
A0159	15	A0160	20
A0161	25	A0162	30
A0163	40	A0164	50
A0165	75	A0166	




HDG folding anchor type A-malleable iron

Code	Approx kg.	Code	Approx kg.
A0167	1.5	A0168	2.5
A0169	3.2	A0170	4
A0171	6	A0172	8
A0173	10	A0174	12
A0175	15		



HDG folding anchor type B-malleable iron-galvanized

Code	Approx kg.	Code	Approx kg.
A0176	0.7	A0177	1.4
A0178	2.3	A0179	3.5
A0180	5.5	A0181	7.5




Mooring pegs-galvanized

Code	Length	Width	Style
P2001	210	35	Straight
P2002	260	35	Angled



mushroom anchor

Code	Approx lb
P2003	8
P2004	10
P2005	15
P2006	20




River anchor

Code	Approx lb
P2007	12
P2008	15
P2009	20



Reef anchors-galvanized

Code	Dia.
P2010	6
P2011	8
P2012	10
P2013	12



Dock line

Material:PP,Polyester,Nylon
Color:As your request
Diameter:2mm-40mm
Length:As your request




Anchor line

Material:PP,Polyester,Nylon
Color:As your request
Diameter:2mm-40mm
Length:As your request




Anchor connector

code	For chain size
18108	6-8
18110	8-10




Stainless steel anchor connector with swivel

Code	For chain size
18208	6-8
18210	8-10
18212	10-12




Revolving anchor joint model "force"

code	For chain size
18508	6-8
18510	8-10




s.steel anchor connector with double swivel

code	For chain size
18308	6-8
18310	8-10




Fairlead Roller

Code	For rope mm.	Size base mm.	H mm.
18309A	16/22	40x205	55
18309B	24/30	45x260	75




Roller Hawse Pipi

Code	Outside mm.	Inside Hole mm.
18311	340x160	270x91




Anchor holder for Bruce, recessed. 400 mm. Max 15 kg

Code	Length	Width
242601	400	145




Selflaunching bow rollers

code	Length mm	Width mm	Anchor size
240401	420/16.5	76/3	7.5-15kg,16.5-33lbs
240402	600/23.2	76/3	10-20kg,22-44lbs
240403	750/29.5	90/3.5	15-30kg,33-66lbs
240404	950/37.4	95/3.7	30-50kg,66-100lbs




S.STEEL bow roller-specially suitable for inflatables

Code	Size mm
240601	160*62




Bow roller suitable for inflatables

Code	Size (mm)
240801	185*210




SS anchor roller W/Nylon roller-304 Stainless Steel

Part No.	Length	Width	High
241101	20.0 (7-3/4")	96(3-3/4") *57(2-1/4")	75
241102	23.0 (8-7/8")	125(5") *57(2-1/4")	75
241103	25.0 (9-7/8")	148(5-13/16") *57(2-1/4")	75




Bow Roller -304 Stainless Steel

Part No	Length	width	Height	Thk
241401	158.8 (6.25")	44.5 (1.75")	70.8 (2.79")	2 (5/64")
241402	158.8 (6.25")	44.5 (1.75")	70.8 (2.79")	4 (5/32")




Bow Roller For Anchors Delta

Code	For anchors kg.	Length mm.	Width mm.
242602	6/10	620	83
242603	16/25	670	85




Bow roller

Code	Length mm	Height mm
240201	340	160




Bow rollers for bruce and force anchors

Code	For anchors till kg	For chain mm	Length mm	Height mm
240101	10	6/8	380	196
240102	15	8/10	480	240
240103	20	10/12	590	235
240104	30	10/12	590	240




Bow roller for anchor

code	For anchors kg	For chain mm	Height mm	Length mm	Width mm
240301	12	6/8	62	410	85
240302	15	8/10	88	530	102




Bow roller

Code	For chain kg	Height mm	Size mm
240501	8	70	328*96
240502	13	100	430*160




Anchor holder adjustable

Code	Max
242901	20kg




Anchor holder adjustable

Code	Max
242701	15kg




Anchor holder adjustable

Code	Max
242801	20kg



SS anchor roller W/Nylon roller-304 Stainless Steel

Part No.	Length	Width	High
241201	330	96*57	110
241202	360	125*57	110
241203	380	148*57	110



S.S ANCHOR ROLLER W/NYLON ROLLER


*Made of 304 Stainless Steel

Code	Length	Width	High
30003	330(12-7/8")	96(3-3/4") *57(2-1/4")	110
30004	360(14")	125(5") *57(2-1/4")	110
30005	380(15")	148(5-13/16") *57(2-1/4")	110




Anchor Roller W/PU roller-Stamped 304 Stainless Steel / PU

Part No.	Length	Width	Roller size
241601	11"	2"	Φ2-1/2" *2"
241602	11"	2"	Φ2-1/2" *2"




Anchor Roller W/PU roller-Stamped 304 Stainless Steel / PU

Part No.	Length	Width	Roller size
241501	9"	1-3/4"	Φ2-1/2" *1-3/4"




SS electro polished anchor Roller--Electro-Polished 304 Stainless Steel / PU

Part No	Length	width	Roller Dia	Thk
241801	15-1/4"	2-1/16"	1-3/4" *Φ2-1/2"	3 (7/64")
241802	15-1/4"	2-1/16"	1-3/4" *Φ2-1/2"	4 (5/32")




SS electro polished anchor Roller--Electro-Polished 304 Stainless Steel / PU

Part No.	Length	Width	Roller size
241701	8-3/4"	2-5/8"	Φ2**2"




SS electro polished narrow anchor Roller-Electro-Polished 304 Stainless Steel

Part No.	Length	Width	Roller Dia
242001	19-7/8"	2-7/8"	2-11/16" *2-3/8"



SS electro polished anchor Roller--Electro-Polished 304 Stainless Steel / PU

Part No.	Length	Width	Roller size
241901	19"	3-1/2"	Φ3*3"



Electro polished SS anchor Roller--Electro-Polished 304 Stainless Steel

Part No.	Length	Width	Roller size
242101	23"	3-3/4"	Φ3**3-3/8"






Plate form bow roller-Electro-Polished 304 Stainless Steel

Part No.	Length	Width	Roller size
242201	6"	1-3/4"	Φ2-1/2**1-3/4"
242202	6"	3-1/2"	Φ3**3-3/8"




Replacement roller-made of PU

Part No.	Dia.	Width	Bushing
242301	2"	2"	3/8"
242302	2-11/16"	2-3/8"	1/2"
242303	2-1/2"	1-3/4"	3/8"
242304	3"	3"	1/2"
242305	3"	3-3/8"	1/2"
242306	4"	4"	1/2"
242307	4"	3-3/8"	1/2"



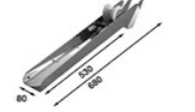
Anchor holder.Max 15 kg.

Code	Length	Width
242401	450	80




Anchor holder.Max 15 kg.

Code	Length	Width
242501	680	80




Bow roller

Code	Length mm	Height mm
240901	205	155



Bow roller for anchors delta


Code	For anchors kg	Length mm	Width mm
241001	6/10	620	83
241002	16/25	670	85



S.S POLISHED ANCHOR ROLLER


*Made of Hand-Polished 304 Stainless Steel / PU

Code	Length	Width	Roller size
30001	10-1/2"	2"	Φ1-7/8**1-5/8"



SS electro polished anchor Roller-Electro-Polished 304 Stainless Steel


Part No.	Length	Width	Roller size
241301	15"	2"	Φ2-1/2" *1-3/4"
241302	23-1/4"	3-1/2"	Φ4" *3-3/8"



S.S ELECTRO POLISHED ANCHOR ROLLER

*Made of Electro-Polished 304 Stainless Steel


Code	Length	Width	Roller size
30002	19	3-1/2"	Φ3**3"



S.S ELECTRO POLISHED ANCHOR ROLLER

**Made of Electro-Polished 304 Stainless Steel / PU


Code	Length	Width	Roller size
30006	8-3/4"	2-5/8"	Φ2**2"
30007	8-3/4"	2"	Φ2-1/2" *1-5/8"



ANCHOR ROLLER

Electro-Polished 304 Stainless Steel


Code	Length	Width
30008	22-3/4"	3-1/4"



PLATFORM BOW ROLLER

Electro-Polished 304 Stainless Steel


Code	Height	Width	Roller size
30009	3-7/8"	3-1/2"	Φ3" *3-3/8"



PLATFORM BOW ROLLER

Electro-Polished 304 Stainless Steel


Code	Height	Width	Roller size
30010	6"	3-1/2"	Φ3" *3-3/8"



STERN FAIRLEAD ANCHOR ROLLER

*Stamped 304 Stainless steel


Code	Length	Height	Roller size
30011	6-1/4"	3-5/8"	Φ2-1/2" *1-3/4"



CHAIN STOPPER

*Made of 316 Stainless Steel


Code	Height	Width	Depth
30012	48	53.5	59.5
30013	62	70	80



Anchor Lock

*Made of 316 Stainless and Electro-polished


Code	Length	Width	Height	Pin	For anchors
30014	4"	1.5"	1.5"	5/16"	70lb



ANCHOR CHAIN TENSIONER

*Made of 316 Stainless Body with 304 Stainless Pin


Code	Width	Length
30015	1-3/4"	8-1/4"



RAIL MOUNT ANCHOR BRACKETS

* Made of 304 Stainless Steel, Mounts on 7/8" or 1" Rails


Code	Rail
30016	Horizontal
30017	Vertical



RAIL MOUNT ANTENNA BRACKET, WITH 1"-14 THREADS

*Made of 304 Stainless Steel


Code	Fits tubing.
30018	7/8" To 1"



RAIL MOUNT ANTENNA BRACKET, WITH 1"-14 THREADS


*Made of 304 Stainless Steel

Code	Fits tubing.
30019	7/8" To 1"



Japanese standard chain-stainless steel

Code	Size	I.L.	I.W.
CH0101	4	26	6
CH0102	4	20	6
CH0103	5	27	7
CH0104	5	20	7
CH0105	5.5	30	8
CH0106	5.5	24	10
CH0107	6	31	9
CH0108	6	24	9
CH0109	7	37	10
CH0110	7	28	10
CH0111	8	38	11
CH0112	8	32	12
CH0113	9	39	13
CH0114	9	36	14
CH0115	10	42	15
CH0116	12	54	20
CH0117	12	48	19
CH0118	13	52	21
CH0119	13	60	22
CH0120	16	8	24
CH0121	19	95	29
CH0122	20	56	27




Australian standard chain-stainless steel

Code	Size	Pitch	O.W.
CH0201	5	14.6	17.2
CH0202	6.3	18.9	21.5
CH0203	8	24	27.5
CH0204	10	29.5	33.5
CH0205	12.5	37.5	40.6
CH0206	13	38.8	44.6
CH0207	16	47	54




Humpbacked Cleat

Code	Length mm.
221407	150
221408	200
221409	250



Cleat Model "force"

Code	Length mm.	H mm.	On center mm.
221410	220	52	60
221411	220	52	60
221412	260	58	70
221413	300	65	81



Cleats for ropes-Stainless steel 316

Code	Length
221414	62mm



Cleat

Code	Length
221417	6-1/5"




Cleat

Code	Length
221418	6-1/5"




Sheet Eye Strap

Code	D mm.	D1 mm.	W mm.	W1 mm.
221419	16	13	65	57
221420	20	14	80	72
221421	25	18	100	88




Handles

Code	L mm.	H mm.
221422	120	27
221423	150	45




Large Cleats

Code	Length mm.
221424	150X50




Handles

Code	Fixing mm.	LxH mm.
221425	2Studs	170x40
221426	2Screws	170x40




Handles

Code	Fixing mm.	LxH mm.
221427	2Studs	300x50
221428	2Screws	300x50




Force Cleat Special Lift-Up Model

Code	Length
221429	6"




Large Cleat

Code	Length
221430	11-4/5"




Folding cleat-Stainless steel 316

Code	221707	221708
Length	6"	8"




Folding cleat-Stainless steel 316

Code	221708
Length	4-2/3"




Cleat-Stainless steel 316

Code	221101
length	6"




Two hole cleat

Code	221801	221802	221803
Length	3"	4"	5"
screw	8	10	14




Cleat-malleable iron

Code	222301	222302	222303	222304	222305
Size	3.5"	4"	5"	6"	8"
Code	222306	222307	222308	222309	222310
Size	10"	12"	14"	18"	24"




Bollards with baseplate-316 stainless steel-Stainless steel 316

Code	Dia.	height	width	Base
296001	50	95.0	130.0	92.0*92.0
296002	60	120.0	160.0	97.0*122.0
296003	70	142.0	180.0	118.0*140.0
296004	80	172.0	200.0	122.0*153.0



Hawse pipe-Stainless steel 316

code	Outside
222606	136*63
222607	162*82
222608	236*136



Cross bollard single-Stainless steel 316

code	Size
222609	60*60*60




Transom mount ski tow-304 stainless steel-Stainless steel 316

Code	Stock dia.	Ring dia.	Thread leg
296101	3/8"	2-1/2"	1-1/2"
296102	3/8"	2-1/2"	3/8"
296103	3/8"	3"	3/8"
296104	1/2"	3-1/2"	2-1/2"




S.S life eye-304 stainless steel-Stainless steel 316

Code	height	thread
296201	82.0	5/8"-11UNC
296202	82.0	5/8"-11UNC




Cleat-malleable iron-Stainless steel 316

Code	222601	222602
Size	180*70	235*90




Cleat-malleable iron-Stainless steel 316

Code	222501	222502
Size	110*60	140*80




Slotted bollard-Stainless steel 316

code	Size
222503	61*61*86




Heavy duty cleat-Stainless steel 316

Code	Length	Height	Base
222201	160	60	160*58
222202	200	70	200*68
222203	240	85	240*70
222204	300	103	300*80
222205	350	115	350*88"




Cross bollard double-Stainless steel 316

code	Size
222505	120*60*60




Fairleads-injection mold nylon

Code	Max.line dia.	Width*height
2918401	17	55*30
2918402	13	41*23




Fairleads-injection mold nylon with s.s. insert

Code	Max.line dia.	Width*height
2918501	17	55*30
2918502	12	41*23




Transom mount ski tow-304 stainless steel-Stainless steel 316

Code	Length	Eye dia.	Fastener
2919201	6"	1-1/16"	#10
2919202	7"	1-1/2"	#10




Fairlead for windlasses chain/rope-Stainless steel 316

code	Length	Size
222610	130	90*90




Mooring device with anchor chain lock

code	For chain up to
222708	6-8
222712	10-12




Heavy duty straight chocks-Stainless steel 316

code	Length
222709	196



Heavy duty straight chocks-Stainless steel 316

code	Length
222705	196



Double fender holder-stainless steel

Code	Size	Fender	Height
2930801	7-1/2**15	7"	11-1/2"
2930802	9-1/2**19"	9"	14.67"
2930803	11-1/2**23"	11"	17-1/2"



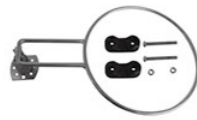
Single fender holder-stainless steel

Code	Fender dia.	Dia.	Height
2915401	165	181	352
2915402	216	241	386
2915403	267	283	480



Single fender bracket-stainless steel

Code	Rail	Fender
2915601	22 or 25	170
2915602	22 or 25	220
2915603	22 or 25	270



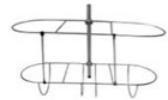
Single fender bracket-stainless steel 304

Code	Rail	Fender
2915801	22 or 25	191
2915802	22 or 25	251
2915803	22 or 25	293




Thrice fender holder-stainless steel

Code	Size	Fender	Height
2930901	9-1/2**2"	9"	14.67"
2930902	11-1/2**34"	11"	17-1/2"



MOTOR FLUSHER

Code	Length mm.	Model
324505	200	A
324506	200	B
324507	280	A
324508	280	B



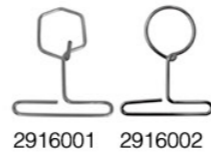
MOTOR FLUSHER LARGE MODEL

Code	Length mm.
324509	280



Portable dock ring-stainless steel 304

Code	Wire
2916001	1/4"
2916002	1/4"



Double fender holder-stainless steel

Code	Fender dia.	size	Height
2915501	165	181*362	338
2915502	216	241*482	372
2915503	267	283*566	445



Double fender bracket-stainless steel

Code	Rail	Fender
2915701	22 or 25	150
2915702	22 or 25	200
2915703	22 or 25	250



Double fender holder-stainless steel

Code	Rail	Fender
2915901	22 or 25	191
2915902	22 or 25	251
2915903	22 or 25	293



fender

Code	length	Dia.	Pore dia.
F0201	40	15	2
F0202	42	11	1.2
F0203	51	14	1.4
F0204	62	16	2.2
F0205	62	22	1.8
F0206	72	20	2.6
F0207	76	28	2
F0208	98	40	2.7
F0209	104	24	3



fender

Code	Dia.	length	Pore dia.
F0101	25	31	2.5
F0102	29	37	2.7
F0103	38	48	3.7
F0104	40	55	3.7
F0105	45	60	3.7
F0106	48	68	3.7
F0107	55	73	3.7
F0108	65	85	3.7
F0109	75	90	3.7
F0110	95	110	3.7
F0111	100	112	3.7



Telescoping boat hooks-aluminum/injected molded nylon

Code	Open L.	Closed L.
2916901	86"	48"
2916902	92"	42"



Telescoping boat hooks-aluminum/injected molded nylon

Code	Dia.mm	Length.cm
2916903	30	180
2916904	30	210
2916905	30	250



Telescoping boat hooks-aluminum/injected molded nylon

Code	Dia.mm	Length.cm
2916906	25	130
2916907	25	160
2916908	25	180
2916909	25	210



Telescoping boat hooks-aluminum/injected molded nylon

Code	Dia.mm	Length.cm	Colour
2916910	25/30	120-210	White
2916911	25/30	120-211	Blue
2916912	25/30	120-212	Red



Telescoping boat hooks-aluminum/injected molded nylon

Code	Dia.mm	Length.cm
2916913	25/30	60-100
2916914	25/30	120-210



Telescoping boat hooks-aluminum/injected molded nylon

Code	Dia.mm	Length.cm
2916915	35/30/25	130-240



Telescoping boat hooks-aluminum/injected molded nylon

Code	Open L.	Closed L.
2916916	85.4"	44.3"



Boat cover support poles-aluminum

Code	Dimension
2918901	Adjustable from 28" to 55"
2918902	Adjustable from 40" to 70"



OUTBOARD MOTOR EXTENSION HANDLE FIXED MODEL
made of anodized aluminium pipe

Code	Diameyer mm.	Length cm.
324501	25	70



OUTBOARD MOTOR EXTENSION HANDLE TELESCOPIC MODEL
made of anodized aluminium pipe

Code	Diameter mm	Adjustable cm.
324502	hp12	22-35°



Stanchion-304 stainless steel

Code	tube	Length
324516	25.4	515.5
324517	25.4	610.0



Stanchion- stainless steel and plastic

Code	tube	Length
324518	25	500
324519	25	610
324520	25	660




Stanchion-316 stainless steel

Code	tube	Length
324521	25	610.0



Stanchion-304 stainless steel

Code	tube	Length
324522	25	500
324523	25	610
324524	25	660



Rail Mount Flag Staff
• Material: S.S.304

Item No.	For Rail Size
324527	7/8" to 1"




Rail Mount Flag Staff
• Material: S.S.304

Item No.	For Rail Size
324526	7/8" to 1"



Nylon rail mount cup holder-nylon

Code	length	height	width	Rail
296501	4-7/8"	3-1/2"	4-1/2"	7/8"or1"




Nylon rail mount cup holder-nylon

Code	length	height	width	Rail
296401	4-7/8"	3-1/2"	4-1/2"	7/8"or1"




S.S handrail

Code	Dia.	Length	Base dia.
2935001	6.4	84.4	31.8
2935002	6.4	113.0	31.8
2935003	6.4	54.3	31.8




Drink holders
• Made of 304 Stainless Steel

Item No.	Length	Width
296307	4"	3-7/8"




Glass and can holder-304 stainless steel

Code	height	flange	Barb
296701	3-1/4"	4-1/4"	3/8"




Drink Cup Holder

Code	Height	Flange
2930301	1-3/4"	3.45"



Adjustable drink holder-304 stainless steel

Code	length	deep	Width
296601	4"	13/16"	3-7/8"




Drink holders-316 stainless steel
*5/16**4-1/8"O.D. solid rings
*5/16**2"thread studs
*2-1/2"above deck when installed

Code	Rings
296301	1
296302	2
296303	3



Drink holders
Made of polished 316 Stainless Steel
3-1/2" I.D. solid rings
1/4" thread holes

Code	Rings
296304	1
296305	2




Drink holders
Made of polished 304 Stainless Steel
*5/16" *4-1/8" O.D. solid rings
*5/16" *2" thread studs

Code	Rings
296306	2




Cup holder with LED light

Code	Height	LED	Color
2931001	3-1/4"	12V 1W	Red
2931002	3-1/4"	12V 1W	Blue
2931003	3-1/4"	12V 1W	White
2931004	3-1/4"	12V 1W	Green




Outboard Ending Lock

Code	Length
2914213	305




s.s outboard motor bracket-stainless steel 304

Code	Hp rating	Mounting size	Broad size	Base M' TL
2914301	To 10 hp	4-7/16**5-11/16"	8-1/4**10-3/8"	Plastic
2914302	To 10 hp	4-7/16**5-11/16"	8-1/4**10-3/8"	wood




s.s outboard motor bracket-stainless steel 304/wood

Code	Hp rating	Mounting size	Broad size	Base M' TL
2914201	To 20 hp	8**8-5/8"	8-1/4**10-3/8"	Plastic
2914202	To 20 hp	8**8-5/8"	8-1/4**10-3/8"	wood




Aluminum outboard motor bracket-aluminum

Code	Hp rating	Mounting size	Broad size	Base M' TL
2914401	7-1/2 to 20	8-1/4**10-3/8"	5-1/4**9"	Plastic
2914402	7-1/2 to 20	8-1/4**10-3/8"	5-1/4**9"	wood




S.STEEL MOTOR BRACKET
provided with wood pad

Code	for Motors	Adjustable
324530	hp12	0-17°




S.STEEL MOTOR BRACKET
provided with wood pad

Code	for Motors	Adjustable
324531	hp12	22-35°




Engine Safety Lock

Code	Length
2914211	235
2914212	280




MOTOR BRACKET SUITABLE FORTENDER
made of s.steel AISI 316 pipe provided with wood pad

Code	for pipe diameter mm.	Size mm.
324528	22-25	210-260




MOTOR BRACKET SUITABLE FORTENDER.
made of s.steel AISI 316 pipe provided with plastic pad.

Code	for pipe diameter mm.	Motors
324529	22-25	hp12




S.STEEL MOTOR BRACKET
made of s.steel with wood pad, suitable for mounting on glassfiber platform.

Code	for Motors	Adjustable
324532	hp12	22-35°




MOTOR BRACKET FOR PLATFORM
made of s.steelwithwoodpad,providedw s.steelfasteningfor mountingon platform.

Code	for Motors
324533	hp12




Compass

Code	Size
325153	86*62*74mm




Compass

Code	Size
325154	Φ 123*42mm




Compass

Code	Size
325164	114*96*135mm




Motor carriers-aluminum/anodize

Code	Motors	Max.weight
2916501	1-15hp	85lb




Motor Carrier

Code	Length	Width	High
2916502	26"	19"	39"



Electric motor

Code	Size
M30	30LBS
M40	40LBS
M48	48LBS
M58	58LBS
M86	86LBS




Dinghy wheel

Code	Length	Color
10001	310	Grey




Bilge pump

Code	GPH	V.
325147	500	12
325148	500	24
325149	750	12
325150	750	24
325151	1100	12
325152	1100	24




Bilge pump

Code	GPH	V.
325160	1500	12
325161	1500	24
325162	2000	12
325163	2000	24




Bilge blower-Injection Molded ABS

Code	color	Hose dia.	height	length	Fuse
295501	White	3"	12V DC	5"	2.7A
295502	black	3"	12V DC	5"	2.7A




Winches
Black coated or zinc plated

Code	Lbs	Size
76500	500	1-Way 3.2:1
76501	800	1-Way 3.2:1
76502	1000	1-Way 4.1:1
76503	1200	2-Way 4.1:1
76504	1400	2-Way 4.1:1
76505	2000	2-Way 4.1:1




Winches With Steel Cable
Zinc plated

Code	Lbs	Size
86501	1000	1-Way 4.1:1
86502	1200	2-Way 4.1:1
86503	1400	2-Way 4.1:1
86504	2000	2-Way 4.1:1




Straight bow chock-Stainless steel 316

Code	Length
110014	4"
110015	5"
110016	6"
110018	8"
110010	10"



Bow chock-Stainless steel 316

Code	Length
110110	10"




Skeene bow chock-Stainless steel 316

Code	Length
110066	6"
110068	8"
110070	10"




Bow chock-Stainless steel 316

Code	Length
110024	4-1/2"
110026	6"




Bow chock-Stainless steel 316

Code	Length
110034	4-1/2"
110036	6"
110038	8"



Skeene bow chock-Stainless steel 316

Code	Length
110054	4-1/2"
110056	6"




Skeene bow chock-Stainless steel 316

Code	Length
110074	4-1/2"
110076	6"



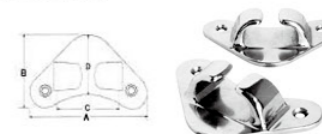
Angle fairleads with two wheels-Stainless steel 316

Code	Size base
110031	210*44*52
110032	210*44*52
110033	180*44*52




Triangle bow chock-Stainless steel 316

Code	A	B	C	D
1039	107	65	42	50




Rowlock-malleable iron

Code	2928101	2928102	2928103	2928104
Size	12*50	14*57	14*64	14*70
Code	2928105	2928106	2928107	
Size	16*75	12*50	14*57	




Rowlock-malleable iron

Code	2928001	2928002	2928003	2928004
Size	77*50	77*57	84*64	84*70




Oarlock socket

Code	Φ
69211	1/2"




Oarlock

Code	O.D. Shank	Length
69231	1/2"	1-3/4"




Deck plate

Code	Size
2921301	3"
2921302	3" chrome plate
2921303	4"
2921304	4" chrome plate




Deck plate

Code	Size
10301	3"
10302	4"
10303	5"
10304	6"



Deck plate

Code	Size
10401	3"
10402	4"
10403	5"
10404	6"




Deck plate key-stainless steel 304

Code	Length
2912701	7"




5 degree 1/2 special base-Stainless steel 316

Code	Pipe
811084	1"




Hinge-Stainless steel 316

Code	Size
811086	81.5*32.2




Hinge-Stainless steel 316

Code	Size
811088	90.6*30




Turnbuckle/stand for tents pipe-Stainless steel 316

Code	For pipe	Length	Rum
811089	22	135	30
811090	25	135	30
811091	30	144	32




Terminals caps for hood pipes-Stainless steel 316

Code	For pipe
811096	22
811097	25
811098	30




End 60 hand rail stanchion with narrow base-Stainless steel 316

Code	Pipe
812001	7/8"
812002	1"




Rail center-Stainless steel 316

Code	Pipe
812005	7/8"
812006	1"




Center 60 degree hand rail stanchion with narrow base-Stainless steel 316

Code	Pipe
812009	7/8"
812010	1"




External swiveling joint for bimini pipes-Stainless steel 316

Code	For pipe
812013	30




120 degree bow forms-Stainless steel 316

Code	For pipe
812016	7/8"
812017	1"




140 degree bow forms-Stainless steel 316

Code	For pipe
812020	7/8"
812021	1"




125 degree bow forms-Stainless steel 316

Code	For pipe
812022	7/8"
812023	1"




110 degree bow forms-Stainless steel 316

Code	For pipe
812018	7/8"
812019	1"




Center 60 degree hand rail stanchion-Stainless steel 316

Code	Pipe
811094	7/8"
811095	1"




Forward 60 degree hand rail stanchion-Stainless steel 316

Code	Pipe
812003	7/8"
812004	1"




After 60 degree hand rail stanchion-Stainless steel 316

Code	Pipe
812007	7/8"
812008	1"




External swiveling joint for bimini pipes-Stainless steel 316

Code	For pipe
812011	25
812012	22




External swiveling joint for bimini pipes-Stainless steel 316

Code	For pipe
812014	22
812015	25




End rail-Stainless steel 316

Code	For pipe
812024	7/8"
812025	1"




Rail end-Stainless steel 316

Code	Pipe
812027	25




Internal 90 degree swiveling joint for bimini pipes-Stainless steel 316

Code	For pipe
812029	20*1.2
812030	22*1.2
812031	20*1.5
812032	22*1.5




Rail end(end in)-Stainless steel 316

Code	Pipe
812026	7/8"




Rail end-Stainless steel 316

Code	Pipe
812028	25




Rail end(end out)-Stainless steel 316

Code	Pipe
812033	7/8"




Lift ring-Stainless steel 316

Code	For pipe
290405	79*66




Lift handle-Stainless steel 316

Code	Size
290507	89*76mm




Lift handle-Stainless steel 316

Code	Size
290508	2"




Lift handle-Stainless steel 316

Code	Size
290403	2"




Lift handle -Stainless steel 316

Code	Size
290406	2"




Turning lock lift handle-Stainless steel 316

Code	Size
290408	2"



Lift handle

Code	Size	Color
290409	2"	Black
290410	2"	White




Lift handle-Stainless steel 316

Code	Size
290407	2"




Lift handle-Stainless steel 316

Code	Size
290503	2"




Lift handle-Stainless steel 316

Code	Size
290504	2"




Lift handle-Stainless steel 316

Code	Size
290505	99mm




Lift handle-Stainless steel 316

Code	Size
290506	2"




Lift handle-Stainless steel 316

Code	Size
290509	2"




S.S spring loaded flush lift handle- stamped 304 stainless steel

Code	height	width	length
290301	7/16"	2-3/16"	2-9/16"
290302	7/16"	1-1/2"	1-3/4"
290303	3/8"	2-3/16"	2-9/16"



Lift ring -Stainless steel 316

Code	For pipe
290402	76*58




flush lift handle- stamped 304 stainless steel

Code	height	width	length
290501	8.4	57	76
290502	8.4	57	76




S.S lift handle- stamped 304 stainless steel

Code	height	width	length
290401	8.4	57	76




S.S lift handle- stamped 304 stainless steel

Code	height	width	length
290404	5	48.7	54.6




Locking hasp-304 stainless steel

Code	Width	Length
291112	29	76



S.S swivel hasp-stamped 304 stainless steel

Code	Closed L.	Width
290601	2-3/4"	1"
290602	3-3/4"	1"




Lift handle-Stainless steel 316

Code	Size
290510	2"




spring loaded flush lift handle- stamped 304 stainless steel

Code	height	width	length
290304	5.0	48.7	54.6
290305	5.0	48.7	54.6




Pull Ring

Code	Dimensions mm.
812106	38x48
812107	44x62



Lift Ring With Spring

Code	Dimensions mm.
812108	38x44
812109	65x55




Pull Ring

Code	Dimensions mm.
812110	50




Pull Ring

Code	Dimensions mm.
812111	57x40x17



S.S Spring Loaded Flush Lift Handle

Code	Dia.	High	Spring
290418	51.5mm	18mm	Yes



S.S swivel hasp-stamped 304 stainless steel

Code	Closed L.	Width
290901	3"	1-1/8"




S.S swivel hasp-stamped 304 stainless steel

Code	Closed L.	Width
290801	2-3/4"	1"
290802	3-3/4"	1"




Heavy duty barrel bolt-316 stainless steel-Stainless steel 316

Code	length	width	Bolt length
291001	4-1/4"	1-1/2"	4"
291002	5-1/4"	1-1/2"	5"




Hatch fastener-304 stainless steel-Stainless steel 316

Code	width	Length
291101	26.5	76
291102	40	125
291103	60	180




Snap Shackle For Sheet

Code	Lenth mm.	Working Load kg
812115	120	1400
812116	145	1980



Snap Shackle For Sheet

Code	Lenth mm.	Working Load kg
812117	85	1500
812118	105	2500
812119	127	3500




Automatic Snap Hooks For Water Skiing

Code	Lenth mm.
812120	59




Belt Latch

Code	LxW mm.
812121	62x34
812122	35x25




Belt Latch

Code	Base Size
812123	40x32
812124	50x40




Ball catch-Stainless steel 316

Code	Size
291116	70
291117	60
291118	50
291119	43




Clamp

Code	Pipe mm.	On center hole mm.
812142	22/25	31.5




Hinge-Stainless steel 316

Code	Dimensions
291109	90*25.5




Hinge-Stainless steel 316

Code	Dimensions
291111	70*32




Barrel bolt-Stainless steel 316

Code	Size
291113	50
291114	76
291115	102




Tent Base With Retrievable Fork Pin

Code	For pipe mm.
812130	22/25/30



Tent Base With Retrievable Fork Pin

Code	For pipe mm.
812131	22/25/30



Coat Hook

Code
812132




Fork To Mount Hoods On Inflatable Rowlocks

Code	Lenth mm.
812134	9.8



Eccentric Hinges For Hatches

Code	For pipe mm.
812141	45x35




Hatch Hinges

Code	Size mm.	Wall mount mm.
812140	57x30	26x30




Stanchion Base For Rail

Code	Degree	Size mm.
812150	83°	55x73x65
812151	90°	55x73x65




Clamp

Code	Pipe mm.	On center hole mm.
812143	30/35-40	31.5




Door Button

Code	For pipe mm.
812144	45



End Cover

Code	For pipe mm.
812145	83x60x35.8




Foldaway Coat Hook

Code
812146




Cable Gland

Code	Dia. mm.	HxL mm.
812152	35	130x150




Cable Gland

Code	Dia. mm.	HxL mm.
812153	35	76x125




Buckle parts

Code	Thk	Width	Length	Webbing
2930201	3.0	34.0	60	45.3
2930202	3.0	34.0	61	50.8
2930203	3.4	38.0	54.0	40




Oval drain plug -Stainless steel 316

Code	Length	Tube	M' TL
2930601	54	24	SS316




Anti rattle fastener-Stainless steel 316

Code	Size
291104	105*50




Anti rattle fastener-Stainless steel 316

Code	Size
291105	82*30




Anti rattle fastener-Stainless steel 316

Code	Size
291106	70*28




Barrel bolt-Stainless steel 316

Code	Size
291107	90*39
291108	108*31



Barrel bolt-Stainless steel 316

Code	Size
291110	100*42.5




S.S table bracket-stainless steel-Stainless steel 316

Code	Length deployed	Height stowed
2930001	10.90"	6.65"
2930002	17.00"	10.35"
2930003	16.96"	10.16"




Aluminum table bracket

Code	Length deployed	Height stowed
2929901	10.90"	6.65"
2929902	17.00"	10.35"
2929903	16.96"	10.16"




Nylon plug

Code	Size
2930501	3/4"




Oval drain plug -Stainless steel 316

Code	Length	Tube
2930701	54	24




S.S destroyer wheel-304 stainless steel

Code	size	dish	Shaft	Spoke
293501	13.5"	25Deg	3/4"	5
293502	15.5"	25Deg	3/4"	5
293503	15.5"	10Deg	3/4"	5
293504	18"	10Deg	3/4"	5
293505	20"	10Deg	3/4"	5




S.S wheel with knob 5-spoke-304 stainless steel

Code	size	shaft	Dish
293701	15-1/2"	3/4"	25 Deg
293702	13-1/2"	3/4"	25 Deg
293703	11"	3/4"	25 Deg




S.S wheel with foam&knob 5-spoke-304 stainless steel

Code	size	shaft	dish	Foam
293902	11"	3/4"	25 Deg	gray




S.S wheel W/finger grips-304 stainless steel

Code	size	spoke	degree
294101	13-1/2"	5	10°
294102	15-1/2"	5	10°




S.S wheel W/finger grips 6-spoke

Code	size	shaft	Dish
294301	15-1/2"	3/4"	25 Deg
294302	13-1/2"	3/4"	25 Deg




S.S sport wheel with finger grips-stainless steel

Code	Size	Shaft	Rim size
2929501	15-1/2"	3/4"	7/8"
2929502	13-1/2"	3/4"	7/8"




S.S wheel W/finger grips.knob and foam cover,6-spoke-304 stainless steel

Code	size	Shaft	dish	foam
293601	15-1/2"	3/4"	25 Deg	Black
293602	15-1/2"	3/4"	25 Deg	Gray
293603	13-1/2"	3/4"	25 Deg	Black
293604	13-1/2"	3/4"	25 Deg	gray




S.S wheel with foam&knob 5-spoke-304 stainless steel

Code	size	shaft	dish	Foam
293802	11"	3/4"	25 Deg	gray




S.S wheel with knob 5-spoke-304 stainless steel

Code	size	shaft	Dish
294001	15-1/2"	3/4"	25 Deg
294002	13-1/2"	3/4"	25 Deg
294003	11"	3/4"	25 Deg




S.S wheel 6-spokes-304 stainless steel

Code	size	spoke	degree
294201	15-1/2"	6	25°
294202	13-1/2"	6	25°
294203	15-1/2"	6	10°
294204	13-1/2"	6	10°




Steering wheel-stainless steel

Code	Size	Shaft	Dish
2928801	15-1/2"	3/4"	25°
2928802	13-1/2"	3/4"	25°
2928803	15-1/2"	3/4"	10°
2928804	13-1/2"	3/4"	10°




S.S sport wheel W/finger grips&control knob

Code	size	shaft	Rim size
294701	13-1/2"	3/4"	1"
294702	13-1/2"	3/4"	1"
294703	15-1/2"	3/4"	1"
294704	15-1/2"	3/4"	1"




Steering wheel with PU foam-stainless steel

Code	Size	Shaft	Dish	Foam
2929101	15-1/2"	3/4"	25°	Black
2929102	13-1/2"	3/4"	25°	Black
2929103	15-1/2"	3/4"	10°	Gray
2929104	13-1/2"	3/4"	10°	Gray




Steering wheel with PU foam-stainless steel

Code	Size	Dish	Shaft	Spoke	Foam
2929301	13-1/2"	25 Deg	3/4"	5	Black
2929302	15-1/2"	25 Deg	3/4"	5	Black
2929303	13-1/2"	25 Deg	3/4"	5	Gray
2929304	15-1/2"	25 Deg	3/4"	5	Gray




S.S sport wheel W/finger grips&control knob

Code	size	shaft	Rim size
294801	15-1/2"	3/4"	7/8"
294802	13-1/2"	3/4"	7/8"



S.S sail-boat wheel-304 stainless steel


Code	size	Rim size	Spoke
294901	24"	7/8"	1/2**6
294902	26"	7/8"	1/2**6
294903	28"	7/8"	1/2**6
294904	30"	7/8"	1/2**6
294905	32"	7/8"	1/2**6
294906	34"	7/8"	1/2**6
294907	36"	7/8"	1/2**6
294908	24"	1"	1/2**6
294909	26"	1"	1/2**6
294910	28"	1"	1/2**6
294911	30"	1"	1/2**6
294912	32"	1"	1/2**6
294913	34"	1"	1/2**6
294914	36"	1"	1/2**6
294915	38"	1"	1/2**6
294916	40"	1"	1/2**6
294917	42"	1"	1/2**6



S.S. WHEEL


*Made of SS 304&Casting Aluminum Hub

Code	Size	Spoke	Dish
30028	13.5"	9	15°




Steering wheel with PU foam&knob-stainless steel

Code	Size	Shaft	Dish	Foam
2929201	15-1/2"	3/4"	25°	Black
2929202	13-1/2"	3/4"	25°	Black
2929203	15-1/2"	3/4"	10°	Gray
2929204	13-1/2"	3/4"	10°	Gray



S.S wheel W/finger grips and foam cover, 6-spoke-304 stainless steel

Code	size	shaft	dish	Foam
294401	15-1/2"	3/4"	25 Deg	Gray
294402	13-1/2"	3/4"	25 Deg	Gray



S.S. KNOB FOR WHEEL


*Made of Stamped 304 Stainless Steel & Investment Cast 316 Stainless Steel

Code	Fits Rim Size
30029	3/4**1"
30030	3/4**1"
30031	3/4**1"




Deck filler liftopt right-Stainless steel 316

Code	model	Dia.
161030	FUEL	38
161031	FUEL	50
161032	DIESEL	38
161033	DIESEL	50
161034	WATER	38
161035	WATER	50
161036	WASTE	38
161037	WASTE	50




S.S sail-boat wheel-304 stainless steel

Code	size	Rim size	spoke	Color
295101	24"	7/8"	1/2**6	Black
295102	26"	7/8"	1/2**6	Black
295103	28"	7/8"	1/2**6	Black
295104	30"	7/8"	1/2**6	Black
295105	32"	7/8"	1/2**6	Black
295106	34"	7/8"	1/2**6	Black
295107	36"	7/8"	1/2**6	Black
295108	38"	1"	1/2**6	Black
295109	40"	1"	1/2**6	Black
295110	42"	1"	1/2**6	Black




S.S wheel with finger grips 5-spoke-stainless steel

Code	Size	Shaft	Dish
2928901	15-1/2"	3/4"	10°
2928902	13-1/2"	3/4"	10°




S.S wheel 6-spoke-stainless steel

Code	Size	Spoke	degree
2929001	15-1/2"	6	25°
2929002	13-1/2"	6	25°
2929003	15-1/2"	6	10°
2929004	13-1/2"	6	10°




S.S sport wheel W/finger grips&control knob

Code	size	Shaft
294601	15-1/2"	3/4"
294602	13-1/2"	3/4"




Steering wheel with PU foam-stainless steel

Code	Size	Shaft	Dish	High	Foam
2929401	13-7/8"	3/4"	15Deg	2-5/8"	Black
2929402	13-7/8"	3/4"	15Deg	2-5/8"	Gray




Deck filler liftopt inclined-Stainless steel 316

Code	model	Dia.
161010	FUEL	38
161011	FUEL	50
161012	DIESEL	38
161013	DIESEL	50
161014	WATER	38
161015	WATER	50
161015	WASTE	38
161016	WASTE	50




Deck filler-Stainless steel 316

Code	Model	Dia.
161038	FUEL	38.1
161039	GAS	38.1
161040	DIESEL	38.1
161041	WATER	38.1
161042	DIESEL	50.8
161043	GAS	50.8
161044	WATER	50.8




Deck filler Stainless steel 316

Code	Model	Dia.
162010	PETROL	38
162011	DIESEL	38
162012	DIESEL	50
162013	WATER	38
162014	WATER	50
162015	GAS	38
162016	GAS	50




Deck filler with key-Stainless steel 316

Code	Model	Dia.
161020	FUEL	38
161021	FUEL	50
161022	DIESEL	38
161023	DIESEL	50
161024	WASTE	38
161025	WASTE	50
161026	WATER	38
161027	WATER	50
161028	GAS	38
161029	GAS	50



Through Hull

Code	Dia.(mm)
30037	25



Sea drains-Stainless steel 316

Code	Thread
162101	3/8"
162102	1/2"
162103	3/4"
162104	1"
162105	1-1/4"
162106	1-1/2"
162107	2"
162108	2-1/2"
162109	3"



Sea drains-Stainless steel 316

Code	Thread
162401	3/8"
162402	1/2"
162403	3/4"
162404	1"
162405	1-1/4"
162406	1-1/2"
162407	2"



Thru hull for hose-Stainless steel 316

Code	Thread
162201	1"
162202	1-1/4"
162203	1-1/2"



Sea drains-Stainless steel 316

Code	Thread
162301	3/8"
162302	1/2"
162303	3/4"
162304	1"
162305	1-1/4"
162306	1-1/2"
162307	2"
162308	2-1/2"
162309	3"



Thru hull for hose-Stainless steel 316

Code	For pipe
162601	1/2"
162602	3/4"
162603	1"
162604	1-1/4"
162605	1-1/2"



Scoop strainer thru hull-Stainless steel 316

Code	Thread
162801	3/8"
162802	1/2"
162803	3/4"
162804	1"
162805	1-1/4"
162806	1-1/2"
162807	2"
162808	2-1/2"
162809	3"



Flush sea drains-Stainless steel 316

Code	Thread
162501	3/8"
162502	1/2"
162503	3/4"
162504	1"
162505	1-1/4"
162506	1-1/2"
162507	2"



Tank Vent -Stainless steel 316

Code	Dia.(mm)
162606	32
162607	38



Tank Vent -Stainless steel 316

Code	Dia.(mm)
162608	32
162609	38



Thru hull for hose-Stainless steel 316

Code	For pipe
162610	1/2"
162611	3/4"
162612	1"
162613	1-1/4"
162614	1-1/2"



Cockpit drain-Stainless steel 316

Code	Flange	Net	Length
162903	80	50	47



Scupper-Stainless steel 316

Code	Thread	Thread neck length
162904	1/2"	65
162905	3/4"	65
162906	1"	75
162907	1-1/4"	79
162908	1-1/2"	83
162909	2"	90



Exhaust system-Stainless steel 316

Code	Flange	Net opening	Neck	Neck length
162701	75	35	40	75
162702	75	40	45	75
162703	100	45	50	80
162704	100	55	60	80
162705	131	67	75	100
162706	131	73	90	110
162707	182	90	100	120
162708	182	100	110	120
162709	182	113	125	140



Fuel tank vent-Stainless steel 316

Code	Hose fitting	Head	Protrusion
162901	16	35	7.5



Cockpit drain-Stainless steel 316

Code	Flange
162902	57



PLASTIC THRU HUL

*Made of NYLON+20% F.G.W/SS 316 Trimcover



Part No.	A	B	C	D	E
162931	5/8"	1.89"	3.14"	1.31"	2"
162932	3/4"	1.89"	3.14"	1.31"	2"
162933	1"	1.89"	3.14"	1.31"	2"
162934	1-1/8"	1.89"	3.14"	1.31"	2"
162935	1-1/4"	2.36"	3.72"	1.59"	2"
162936	1-1/2"	2.36"	3.72"	1.59"	2"
162937	2"	3.25"	4.63"	2.20"	2.5"

PLASTIC THRU HUL

Made of NYLON+20% F.G.W/SS 316 Trimcover



Part No.	A	B	C	D	E	F
162938	5/8"	1.89"	2.89"	1.31"	2"	2.53"
162939	3/4"	1.89"	2.89"	1.31"	2"	2.53"
162940	1"	1.89"	3.00"	1.31"	2"	2.53"
162941	1-1/8"	1.89"	3.00"	1.31"	2"	3.59"
162942	1-1/4"	2.36"	3.00"	1.59"	2"	3.73"
162943	1-1/2"	2.36"	3.47"	1.59"	2"	3.74"

PLASTIC THRU HUL

Made of NYLON+20% F.G.W/SS 316 Trimcover, With Rubber FLAPPER



Part No.	A	B	C	D	E
162944	1"	1.89"	3.14"	1.31"	2"
162945	1-1/2"	2.36"	3.72"	1.59"	2"
162946	2"	3.25"	4.63"	2.20"	2"

Plastic thru hull-nylon



Code	A	B	C	D	E
2918701	5/8"	1-7/8"	3-3/16"	1-3/8"	1-15/16"
2918702	3/4"	1-7/8"	3-3/8"	1-3/8"	1-15/16"
2918703	1"	1-7/8"	3-3/8"	1-3/8"	1-15/16"
2918704	1-1/8"	1-7/8"	3-7/16"	1-3/8"	1-15/16"
2918705	1-1/4"	2-3/8"	4-1/16"	1-5/8"	2-1/4"
2918706	1-1/2"	2-3/8"	4-1/16"	1-5/8"	2-1/4"
2918707	Replaceable rubber flapper				

Eye bolt-electric galvanized

Code	Dia.
2110701	36
2110702	36
2110703	45
2110704	54
2110705	63
2110706	63
2110707	72
2110708	72
2110709	81
2110710	90
2110711	96
2110712	108
2110713	108
2110714	126
2110715	144
2110716	166



Eye nut-electric galvanized

Code	Dia.
2110801	36
2110802	36
2110803	45
2110804	54
2110805	63
2110806	63
2110807	72
2110808	72
2110809	81
2110810	90
2110811	96
2110812	108
2110813	108
2110814	126
2110815	144
2110816	166



Eye bolt with nut and washer-stainless steel 316

Code	Dia.	Length
2110901	16	40
2110902	16	60
2110903	16	80
2110904	19	80
2110905	19	100
2110906	25	100
2110907	25	120
2110908	29	120



Eye bolt with welded head-stainless steel 316

Code	Dia.	Length
2111001	12	30
2111002	12	60
2111003	14	35
2111004	14	80
2111005	16	50
2111006	16	100
2111007	18.5	100
2111008	18.5	160



Eye bolt with flat head short type-stainless steel 316

Code	Dia.	Length
2111101	6.5	53
2111102	6.5	60
2111103	8.5	65
2111104	8.5	80
2111105	10.5	87



Round eye plate-stainless steel 304

Code	Dia.
2110001	5
2110002	6
2110003	8



Diamond eye plate-stainless steel 304

Code	DIA.
2110201	5
2110202	6
2110203	8



Round eye plate with thread stud-stainless steel 316

Code	SIZE(mm)
2110401	5
2110402	6
2110403	8



Lifting eye nuts-stainless steel 316

Code	Height
2110601	36
2110602	45
2110603	53
2110604	62
2110605	71
2110606	90
2110607	109



Turnbuckle hook/eye-stainless steel 316

Code	Eye dia.
2111601	8
2111602	9
2111603	10
2111604	14
2111605	16
2111606	18
2111607	22
2111608	24



Turnbuckle European type, hook/eye-stainless steel 316

Code	length	Eye dia.
2111901	120	8
2111902	160	10
2111903	200	14
2111904	240	16
2111905	300	18
2111906	390	26
2111907	440	30



Turnbuckle European type, eye/eye-stainless steel 316

Code	length	Eye dia.
2112001	120	8
2112002	160	10
2112003	200	14
2112004	240	16
2112005	300	18
2112006	390	26
2112007	440	30



U-bolt-stainless steel 304

Code	Length
2111201	64
2111202	60
2111203	60
2111204	70
2111205	90
2111206	64
2111207	80
2111208	100
2111209	90
2111210	130
2111211	150



U-bolt with nut & double plate-stainless steel 316

Code	Length
2111401	67
2111402	69
2111403	84
2111404	71
2111405	86
2111406	110



Turnbuckle eye/eye-stainless steel 316

Code	Eye dia.
2111701	8
2111702	9
2111703	10
2111704	14
2111705	16
2111706	18
2111707	22
2111708	24



Turnbuckle hook/hook-stainless steel 316

Code	Eye dia.
2111801	8
2111802	9
2111803	10
2111804	14
2111805	16
2111806	18
2111807	22
2111808	24



Turnbuckle European type, hook/hook-stainless steel 316

Code	length	Eye dia.
2112101	120	8
2112102	160	10
2112103	200	14
2112104	240	16
2112105	300	18
2112106	390	26
2112107	440	30



Rigging screw-long body hot dipped galvanized

Code	Thread
2112201	1/4"
2112202	5/16"
2112203	3/8"
2112204	1/2"
2112205	5/8"
2112206	3/4"
2112207	7/8"
2112208	1"



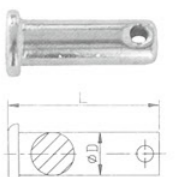
Split ring-stainless steel 302

Code	Dia.
2112501	11
2112502	15
2112503	19
2112504	23



Ring bolt-stainless steel 316

Code	Dia.	Length
2112601	5	16
2112602	6	18
2112603	8	20
2112604	10	23
2112605	12	28
2112606	14	37



Eye swage terminal-stainless steel 316

Code	Wire dia.
2112901	2.5
2112902	3
2112903	4
2112904	5
2112905	6
2112906	7
2112907	8
2112908	10



Rigging screw jaw/jaw-stainless steel 316

Code	Min length	Max length
2112801	130	190
2112802	150	220
2112803	180	255
2112804	220	300
2112805	270	385
2112806	300	425
2112807	330	480
2112808	360	540



Jaw swage terminal-stainless steel 316

Code	Wire dia.
2113101	2.5
2113102	3
2113103	4
2113104	5
2113105	6
2113106	7
2113107	8
2113108	9
2113109	10



Swage stud-stainless steel 316

Code	Wire dia.
2113001	2.5
2113002	2.5
2113003	3
2113004	4
2113005	4
2113006	5
2113007	5
2113008	6
2113009	6
2113010	7
2113011	7
2113012	8
2113013	8
2113014	9



Eye terminal with thread-stainless steel 316

Code	length	Eye dia.
2113201	70	5.5
2113202	72.5	6.5
2113203	86.5	8.5
2113204	102	10.5
2113205	123	13
2113206	138	13
2113207	149	14.5
2113208	184	19.5



Eye terminal for swaging-stainless steel 316

Code	Wire dia.
2113301	2.6
2113302	3.1
2113303	4
2113304	5
2113305	6
2113306	7
2113307	8
2113308	10
2113309	12



Turnbuckle-zinc die cast,electric galvanized

Code	Length
2112301	50
2112302	70
2112303	60
2112304	100
2112305	110



Frame type turnbuckle with two jaws-stainless steel 316

Code	Length
2112401	121
2112402	145
2112403	180
2112404	225
2112405	295
2112406	366



Folding pad eye

Code	Length
2113310	46
2113311	64
2113312	78



Folding pad eye

Code	Length
2113313	79



Swilvil eye pulley

Code	size
H15233	25mm
H15234	32mm
H15235	50mm



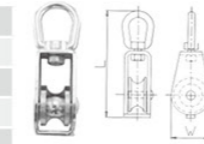
Single nylon wheel with becket

Code	size
H17233	25mm



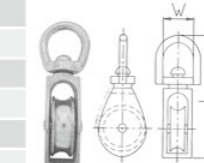
Swivel pulley with single wheel-stainless steel 316

Code	size
2113601	25
2113602	32
2113603	40
2113604	50



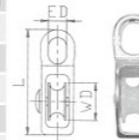
Swivel pulley with single wheel-zinc alloy/nickle plated

Code	Size
2113801	1/2"
2113802	3/4"
2113803	1"
2113804	1-1/4"
2113805	1-1/2"
2113806	2"



Fixed tackle with single pulley-body zinc die cast,pulley nylon/ electric galvanized

Code	For rope	Wheel dia.	Eye dia.	Total length
2114001	5	15	10	50
2114002	6	20	11	60
2114003	7	25	12	70
2114004	8	30	13	80
2114005	9	40	14	93
2114006	12	50	16	113



S light hook-stainless steel 316

Code	Size
2114401	3
2114402	3.5
2114403	4
2114404	5
2114405	6
2114406	7
2114407	8
2114408	9
2114409	10



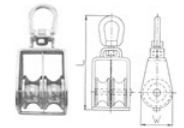
Swivel eye pulley

Code	size
H16233	25mm
H16234	32mm
H16235	50mm



Swivel pulley with double wheel-stainless steel 316

Code	Size
2113701	25
2113702	32
2113703	40
2113704	50



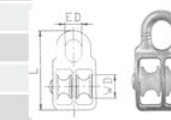
Swivel pulley with double wheel-zinc alloy/nickle plated

Code	Size
2113901	1/2"
2113902	3/4"
2113903	1"
2113904	1-1/4"
2113905	1-1/2"
2113906	2"



Fixed tackle with double pulley-body zinc die cast,pulley nylon/ electric galvanized

Code	For rope	Wheel dia.	Eye dia.	Total length
2114101	5	15	10	50
2114102	6	20	11	60
2114103	7	25	12	70
2114104	8	30	13	80
2114105	9	40	14	93
2114106	12	50	16	113



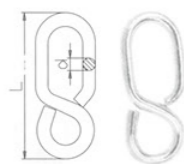
S light hook-electric galvanized

Code	Size
2114501	3
2114502	4
2114503	5
2114504	6
2114505	7
2114506	8
2114507	10
2114508	12



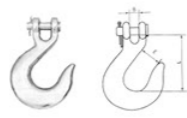
Rope shortener without tongue-electric galvanized

Code	Size
2114601	5*60
2114602	6*60
2114603	6*70
2114604	7*75
2114605	8*70
2114606	8*80
2114607	9*90
2114608	10*100



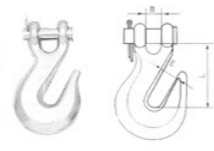
US type clevis slip hook-stainless steel 316

Code	Size
2114801	1/4"
2114802	5/16"
2114803	3/8"
2114804	1/2"



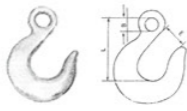
US type clevis grab hook-stainless steel 316

Code	Size
2114701	1/4"
2114702	5/16"
2114703	3/8"
2114704	1/2"



US type eye slip hook-stainless steel 316

Code	Size
2115001	1/4"
2115002	5/16"
2115003	3/8"
2115004	1/2"



US type eye grab hook-stainless steel 316

Code	Size
2114901	1/4"
2114902	5/16"
2114903	3/8"
2114904	1/2"



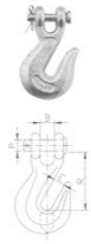
Clevis slip hooks-electric galvanized

Code	Size of chain
2115201	1/4"
2115202	5/16"
2115203	3/8"
2115204	7/16"
2115205	1/2"
2115206	5/8"
2115207	3/4"



Clevis grab hooks-electric galvanized

Code	Size of chain	Weight
2115101	1/4"	0.40
2115102	5/16"	0.79
2115103	3/8"	1.00
2115104	7/16"	1.50
2115105	1/2"	2.10
2115106	5/8"	4.20
2115107	3/4"	6.50



Eye slip hooks-electric galvanized

Code	Size of chain
2115401	1/4"
2115402	5/16"
2115403	3/8"
2115404	7/16"
2115405	1/2"
2115406	5/8"
2115407	3/4"



Eye grab hooks-electric galvanized

Code	Size of chain
2115301	1/4"
2115302	5/16"
2115303	3/8"
2115304	7/16"
2115305	1/2"
2115306	5/8"
2115307	3/4"



European type security hook-electric galvanized

Code	Chain size	length
2115501	3/16"	93
2115502	1/4"	106
2115503	5/16"	117



Clevis slip hooks with latches-electric galvanized

Code	Size of chain
2115601	1/4"
2115602	5/16"
2115603	3/8"
2115604	7/16"
2115605	1/2"



Australian clevis grab hooks-electric galvanized

Code	Nominal chain size
2115901	6
2115902	7.1-8
2115903	10
2115904	13



Swivel hooks-electric galvanized

Code	Weight
2115801	0.75
2115802	1.25
2115803	2.25
2115804	2.57
2115805	4.75
2115806	10.29
2115807	16.25



Locker hinge-Made of 304 Stainless Steel



Code	Length	Width	Thk
270901	152.4	76.2	2.0

Door hinge-Made of 304 Stainless Steel



Code	Length	Width	Thk
271101	97.0	36.5	2.0

Round side hinge-Made of 304 Stainless Steel



Code	Length	Width	Thk
271301	108.5	38.1	2.0

Starp hinge-Made of 304 Stainless Steel



Code	Length	Width	Thk
271501	110.6	28.0	1.5
271502	132.0	28.0	1.5
271503	158.0	28.0	1.5

Offset butt hinge-Made of 304 Stainless Steel



Code	Length	Width	Height	Thk
271701	36.5	35.3	15.9	2.0
271702	36.5	35.3	19.1	2.0
271703	36.5	35.3	10.0	2.0

Locker hinge-Made of 304 Stainless Steel



Code	Length	Width	Thk
271901	75.0	74.0	2.0

Heavy duty strap hinge-Made of 304 Stainless Steel



Code	Length	Width	Thk
271001	178.0	38.1	2.0

Locking hinge-Made of 304 Stainless Steel



Code	Length	Width	Thk
271201	127.0	38.1	2.0

Cuddy hinge-Made of 304 Stainless Steel



Code	Length	Width	Thk
271401	75.8	38.1	2.0

Locker hinge-Made of 304 Stainless Steel



Code	Length	Width	Thk
271601	95.0	38.1	2.0

Locker hinge-Made of 304 Stainless Steel



Code	Length	Width	Thk
271801	72.0	36.5	2.0

Heavy duty bull hinge-Made of 304 Stainless Steel



Code	Length	Width	Thk
272001	60.0	48.0	1.5

Locker hinge-Made of 304 Stainless Steel



Code	Length	Width	Thk
272101	126.0	36.5	2.0

Round side hinge-Made of 304Stainless Steel



Code	Length	Width	Thk
272301	64.77	64.77	2.0

Locker hinge--Made of 304Stainless Steel



Code	Length	Width	Height	Thk
272501	2-3/4"	2-1/16"	4(5/32")	1.5

Round side hinge-Made of 304Stainless Steel



Code	Length	Width	Thk
272701	47.0	30.0	1.5

Folding flush moutaint table hinges-highly polished bronze or chrome



Code	Length	Width	Pinto Tedge
272901	1/2"	2-1/2"	6#
272902	1-3/16"	2-3/4"	8#

Cuddy door hinge-high polished cast brass or chrome



Code	length open	width pin.plane	screw size
273101	1-1/4"	3"	8#

Butt hinge-Made of 304 Stainless Steel



Code	Length	Width	Thk
272201	100.0	55.0	1.5

Locker hinge--Made of 304Stainless Steel



Code	Length	Width	Thk
272401	67.0	38.1	2.0
272402	67.0	38.1	2.0

Locker hinge--Made of 304Stainless Steel



Code	Length	Width	Thk
272601	70.0	41.3	2.0

T hinge-Polished bronze



Code	width	length	PIN TO EDGE
272801	2-1/4"	4"	1-1/2"
272802	3"	6"	1-3/4"
272803	4"	8"	2-1/4"
272804	5"	10"	2-5/8"

Strap hinge-polished cast bronze



Code	length open	width pin.plane	screw size
273001	4"	1-1/8"	8#
273002	6"	1-5/16"	10#
273003	8"	1-1/2"	12#

Extruded cast pin butt hinges-high polished brass or chrome



Code	Length	Width	screw size
273201	1-5/8"	1-5/8"	6#
273202	2"	1-5/8"	6#
273203	2"	2"	6#
273204	2-1/2"	2"	8#
273205	2-1/2"	2-1/2"	8#
273206	3"	1-5/8"	6#
273207	3"	2"	8#
273208	3"	3"	10#

Hinges-stainless steel



Code	Thk	Length	Width
273501	1.5	87	51.8

Door hinge-stainless steel



Code	Thk	Length	Width
273701	2.0	76.2	36.5

Door hinges-shortl-Stainless steel 316



Code	Size
273901	76.2*38.1

Hinge-Stainless steel 316



Code	Size
274101	190*65

Strap hinge-Stainless steel 316



Code	Size
274301	156*28

Short side hinge-Stainless steel 316



Code	Size
274501	57.2*38.1
274502	76.2*38.1

Offset butt hinge-Stainless steel 316



Code	Size
274601	55*38
274602	70*38

Extruded H hinge-high polished cast brass or chrome



Code	Length	Width	screw size
273301	1-5/8"	1-1/2"	5#
273302	1-5/8"	2"	6#
273303	1-5/8"	2-1/8"	8#
273304	1-5/8"	4"	8#

Pull apart hinge-high polished brass or chrome



Code	Length pin.plane	screw size
273401	1-5/8"	5#

Round side hinge-stainless steel



Code	Thk	Length	Width
273601	2.0	74.0	38.1

Butt hinge-stainless steel-Stainless steel 316



Code	Thk	Length	Width
273801	21.5	50.0	35.0

Door hinges-short-Stainless steel 316



Code	Size
274001	107*38

Hinge-Stainless steel 316



Code	Size
274201	64*30

Strap hinge-Stainless steel 316



Code	Size
274401	140*39

Hinge -Stainless steel 316



Code	Size
274701	134*65


Hinge -Stainless steel 316



Code	Size
274801	76*40


Hinge -Stainless steel 316

Code	Size
274901	126*40




Hinge -Stainless steel 316

Code	Size
275101	203*98




Strap hinge -Stainless steel 316

Code	Size
275301	102*25.4




Hinge -Stainless steel 316

Code	Size
275501	80*65




Hinge -Stainless steel 316

Code	Size
275701	70*40




Hinge -Stainless steel 316

Code	Size
275901	82*42




Hinge -Stainless steel 316

Code	Size
276101	83*65




Hinge-Stainless steel 316

Code	Size
276201	103*65




Hatch hinges-Stainless steel 316

Code	Size
276401	76.2*57.2




Hinge with screw

Code	Size
276601	83*65




Hinge with screw

Code	Size
276901	146*65




Hinge -Stainless steel 316

Code	Size
275001	146*65




Door hinge-Stainless steel 316

Code	Size
275201	38.1*38.1
275202	50.8*50.8




Pull apart hinge-Stainless steel 316

Code	Size
275401	90*38R
275402	90*38L




Hinge -Stainless steel 316

Code	Size
275601	52*65




Hinge -Stainless steel 316

Code	Size
275801	81*65




Hinge -Stainless steel 316

Code	Size
276001	72*65




Hatch hinges-Stainless steel 316

Code	Size
276501	76.2*84.6




Hinge-Stainless steel 316

Code	Size
276301	76.2*88.9




Hinge with screw

Code	Size
276701	190*65




Hinge with screw

Code	Size
276801	52*65




Hinge

Code	Size mm.
812160	100x60




Hinges With Screws

Code	Size mm.
812161	94x49




Hinges With Screws

Code	Size mm.
812162	79x35




Hinges With Screws

Code	Size mm.
812163	84x45




Hinges With Screws

Code	Size mm.
812164	69x35



Hinges With Screws

Code	Size mm.
812165	76x40




Flush 2 pin hinge-Made of 316 Stainless Steel

Code	Length	Width	Thk
270201	70.0	41.3	2.0




Door hinge-Made of 304 Stainless Steel

Code	Length	Width	Thk
270401	76.2	37.0	2.0
270402	76.2	37.0	2.0




Deck Hinge Plate

Code	Size mm.
812169	74x47




Short side offset hinge-Made of 304 Stainless Steel

Code	Length	Width	Height	Thk
270601	66.2	36.5	19.0	2.0
270602	66.2	36.5	15.9	2.0
270603	66.2	36.5	12.7	2.0




Butt hinge-Made of 304 Stainless Steel

Code	Length	Width	Thk
270801	50.8	50.8	2.0




Hinges-Made of 304 Stainless Steel

Code	Thk	Length	Width
270101	2.0	98.4	51.0




Round side 2 pin hinge-Made of 304 Stainless Steel

Code	Length	Width	Thk
270301	71.0	38.1	2.0




Door hinge-Made of 304 Stainless Steel

Code	Length	Width	Thk
270501	36.5	35.7	2.0
270502	36.5	35.7	2.0




Round side hinge-Made of 304 Stainless Steel

Code	Length	Width	Thk
270701	143.0	38.1	2.0




Portlight-stainless steel

Code	Size	Cut-out Size
Wd0401	203*461	160*418




Portlight-stainless steel

Code	Size	Cut-out Size
Wd0601	216*472	174*419




Portlight-stainless steel

Code	Size	Cut-out Size
Wd0501	216*472	174*419




Hatch

Code	Size	Cut-out Size
Wd0801	4"	101
Wd0802	6"	151
Wd0803	8"	180




Hatch

Code	Size	Cut-out Size
Wd0804	270*375	192*291




Hatch

Code	Size	Cut-out Size
Wd0805	243*607	168*525
Wd0806	315*440	240*358
Wd0807	353*606	278*524
Wd0808	370*375	295*295
Wd0809	460*510	353*436




Hatch

Code	Cut-out Dimensions
wd1801	280*180




Hatch

Code	Cut-out Dimensions
wd2001	6"




Hatch

Code	Wd2301	Wd2101
Cut-out Dimensions	4"	6"




portlight- Aluminum and acrylic

Code	Wd0 301	Wd0 302	Wd0 303	Wd0 304
Size	154* 301mm	169* 345mm	154* 403mm	169* 427mm
Code	Wd0 305	Wd0 306	Wd0 307	Wd0 308
size	169* 625mm	242* 427mm	249* 345mm	173* 373MM




Deck hatch- Aluminum and acrylic

Code	Wd0 101	Wd0 102	Wd0 103	Wd0 104	Wd0 105
Size	211* 211	231* 176	235* 235	260* 260	421* 421
Code	Wd0 106	Wd0 107	Wd0 108	Wd0 109	
size	450* 450	500* 500	510* 510	600* 600	




Deck hatch- Aluminum and acrylic

Code	Wd0 201	Wd0 202	Wd0 203	Wd0 204
Dia.	φ 280	φ 478	φ 420	φ 520




Hatch

Code	Cut-out Dimensions
wd1401	488*365




Hatch

Code	Cut-out Dimensions
wd1601	515*252




Hatch

Code	Cut-out Dimensions
wd1501	445*340




Hatch

Code	Cut-out Dimensions
wd1701	324*217




Hatch

Code	Cut-out Dimensions
wd1901	8"




Porthole

Code	Cut-out Dimensions
wd2801	415*422




Porthole

Code	Cut-out Dimensions
wd3001	390*130




Porthole wd3201

Cut-out Dimensions	472*364
--------------------	---------




Porthole wd3401

Cut-out Dimensions	φ 566
--------------------	-------




Hatch Spring adjuster-304 stainless steel

Code	Dia.	Length
297901	11.0	210.0
297902	14.5	260.0




Hatch spring adjuster-304 stainless steel with fixed wire

Code	φ	L
298101	11	8-1/4"
298102	14.5	10-1/4"




Hatch spring adjuster-304 stainless steel with fixed wire

Code	φ	L
298103	11	8-1/4"
298104	14.5	10-1/4"




Hatch spring holder-304 stainless steel with fixed wire

Code	φ	L
298301	21.6	357.3




Porthole wd2901

Cut-out Dimensions	550*550
--------------------	---------




Porthole wd3101

Cut-out Dimensions	472*364
--------------------	---------




Porthole wd3301

Overall Dimensions	475*210
--------------------	---------



Porthole wd3501

Cut-out Dimensions	475*240
--------------------	---------




Hatch adjuster-304 stainless steel

Code	width	Length
297801	15.0	157.5
297802	15.0	202.5
297803	15.0	260.5




Hatch spring holder-304 stainless steel

Code	Dia.	Length
298001	11.0	210.0
298002	14.5	260.0




Hatch spring holder-304 stainless steel

Code	Dia.	Length
298003	11.0	210.0
298004	14.5	260.0



Hatch Adjuster
Made of 304 Stainless Steel

Code	Length
298201	25.4(10") to 43.2(17")
298202	33.0(13") to 59.6(23.5")



Adjustable antenna base 1"-14 threads



Code	Fastener Ctr. to ctr.	base	M' TL
292201	2-13/16"1-13/16"	3-5/8"2-9/16"	ZAMAK
292202	2-13/16"1-13/16"	3-5/8"2-9/16"	S.S316
292203	2-13/16"1-13/16"	3-1/2"2-9/16"	NYLON

Fixed antenna base-nylon



Code	Base	High
292501	2-13/16"	1-5/8"

Antenna mount extension 1"-14 threads-304 stainless steel




Code	length	Tube O.D.
292601	152.4	Φ26.9
292602	304.8	Φ26.9
292603	609.6	Φ26.9

Dual function engine control-316 stainless steel



Code	height	Width
295401	360.0	193.2

S.S transom gudgeon-304 stainless steel



Cod.	width	length	Tab
293301	1.06"	4-1/2"	C
293302	1.06"	5-3/4"	B
293303	1.06"	4-1/2"	A
293304	1.4"	5-3/4"	C
293305	1.38"	5-3/4"	B
293306	1.4"	5-1/2"	A
293307	1.73"	6-1/2"	C
293308	1.73"	6-1/2"	B
293309	1.73"	6-1/2"	A

S.S table bracket-304 stainless steel



Code	Length	height	Max.Load
297201	12"	6-1/2"	150kgs
297202	12"	6-1/2"	250kgs

S.S swim platform mounting bracket-304 stainless steel



Code	length	height	width	Tube	Degree
297101	6"	12"	1-1/2"	7/8"	12°
297102	9"	17"	1-1/2"	7/8"	12°

STAINLESS. STEEL PIN

Made of Stainless Steel



Code	Grip	Dia	Hole Dia
P001	1"	1/4"	1/4"
P002	1"	1/4"	1/4"
P003	1"	1/4"	7/32"
P004	P001 With Key Ring		

Quick disconnect pin-304 stainless steel



Code	Dia.	Grip
297301	3/16"	1/2"
297302	1/4"	7/8"
297303	1/4"	1-1/4"
297304	1/4"	2-1/4"
297305	1/4"	1"
297306	5/16"	1-1/2"

Bungee cord-PE



Code	Ball dia.	Flex dia.	Color
2928701	28.0	4.0	Black
2928702	28.0	4.0	White

Bungee cord for ladder-PE



Code	For ladder
2928601	2 step
2928602	3 step
2928603	4 step

Boat hook-304 stainless steel



Code	length	Hook dia.	fastener
295801	4"	1"	#12

Ring buoy brkt-304 stainless steel



Code	length	Hook dia.	Fastener
295701	7"	4"	1/4"

Laydown antenna hook-304 stainless steel



Code	length	Hook dia.	fastener
295901	3-7/8"	1"	#8

Rail mount brackets-injection molded nylon



Code	Fits tubing
296801	7/8"-1"

Rail mount brackets-Injection Molded Nylon



Code	Fits tubing
296901	7/8"-1"

Rail mount-stainless steel



Code	Fits tubing
297001	7/8"-1"

Plastic shim



Code	Length	Width	Description
2928501	3-5/8"	2-5/32"	Short taper
2928502	3-5/8"	2-5/32"	Long taper

Boat hook clip-304 stainless steel



Code	For φ
299701	16 to 25
299702	28 to 38

Emergency plugs-wood



Code	size	Set
299101	Φ40.0-Φ50.0	3pcs
299102	Φ29.0-Φ39.0	3pcs
299103	Φ19.0-Φ29.0	3pcs

Emergency plugs-wood



Code	size	Set
299001	Φ27.5-Φ38.0	1pcs
299002	Φ22.5-Φ33.0	1pcs
299003	Φ18.0-Φ28.0	1pcs
299004	Φ14.0-Φ21.9	2pcs
299005	Φ6.5-Φ14.8	1pcs
299006	Φ8.0-Φ14.8	2pcs
299007	Φ4.0-Φ14.8	2pcs

Splicing spike-stainless steel and wood



Code	Thk.	width	Length
299201	1.0	21	170
299202	1.5	31	280
299203	2.0	47	390

Marker light mounting bracket-304 stainless steel and plastic



Code	Rail	Holder
299301	22 or 25	40

Life ring holder-304 stainless steel



Code	Wire	Rail
299601	5	22 or 25

Life ring holder-304 stainless steel



Code	Wire	Rail
299501	5	22 or 25

S.STEEL BRACKET FOR LIFE BUOY AND LIFEBOUY UGHT.

provided with shock cord, suitable for rail



Code	Diameter mm.
324545	25-32


Ring & Horseshoe Buoy Holder



Code	Width	Length
324546	50(2")	10(4")


Bend 90 degree

1/8"	1/4"	3/8"	1/2"
3/4"	1"	1-1/4"	1-1/2"
2"			




1PC ball valve(800psi/1000psi)

1/4"	3/8"	1/2"	3/4"
1"	1-1/4"	1-1/2"	2"
2-1/2"	3"	4"	




90° PIPE ELBOWS MALE-FEMALE

Code	Thread
H12401	3/8"
H12402	1/2"
H12403	3/4"
H12404	1"
H12405	1-1/4"
H12406	1-1/2"
H12407	2"




HOSE ADAPTER FEMALE 90°

Code	Thread	Hose adapter mm.
H19401	1/2"	19
H19402	3/4"	25
H19403	1"	30
H19404	1-1/2"	39
H19405	1-1/2"	44
H19406	2"	56




Union F/F

1/8"	1/4"	3/8"	1/2"
3/4"	1"	1-1/4"	1-1/2"
2"	2-1/2"	3"	4"




Welding union BW

1/8"	1/4"	3/8"	1/2"
3/4"	1"	1-1/4"	1-1/2"
2"	2-1/2"	3"	4"




Y-Tee

1/8"	1/4"	3/8"	1/2"
3/4"	1"	1-1/4"	1-1/2"
2"	2-1/2"	3"	4"




Double hose nipple

1/8"	1/4"	3/8"	1/2"
3/4"	1"	1-1/4"	1-1/2"
2"	2-1/2"	3"	




Socket banded

1/8"	1/4"	3/8"	1/2"
3/4"	1"	1-1/4"	1-1/2"
2"	2-1/2"	3"	4"




2PC light duty ball valve(1000psi)

1/4"	3/8"	1/2"	3/4"
1"	1-1/4"	1-1/2"	2"
2-1/2"	3"	4"	




90° PIPE ELBOWS FEMALE-FEMALE

Code	Thread
H32601	3/8"
H32602	1/2"
H32603	3/4"
H32604	1"
H32605	1-1/4"
H32606	1-1/2"
H32607	2"


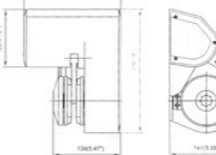


PIPE ELBOWS FEMALE-FEMALE

Code	Thread
H2201	3/8"
H2201	1/2"
H2201	3/4"
H2201	1"
H2201	1-1/4"
H2201	1-1/2"
H2201	2"


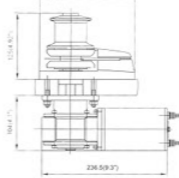


High speed windlass-stainless steel 316
Suitable for boats from 20 ft to 35 ft.


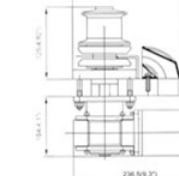
Model number	W101	W102
Motor(W)	600	900
Voltage(V)	12	12
Current draw(A)	20	35
Max.working load(kgs/lbs)	180/400	250/550
Max.power pull(kgs/lbs)	540/1200	750/1650
Drop speed chain(m/min)(ft/min)	35/115	35/115
Gypsy options		
Alt.1-chain(DIN 766)	6mm	6mm
Alt.2-chain/Rope(DIN 766-HT G4)	7mm-1/4"	7mm-1/4"
Alt.3-chain/Rope(DIN 766-HT-G4)	8mm-5/16"	8mm-5/16"
Rope(min-inches)Alt.2	12-1/2"	12-1/2"
Rope(min-inches)Alt.3	14-9/16"	14-9/16"
Weight(kgs/lbs)	13/28.7	13/28.7

High speed windlass-stainless steel 316
Suitable for boats from 20 ft to 35 ft.


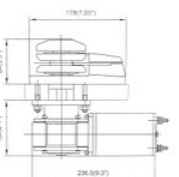
Model number	W105	W106
Motor(W)	600	900
Voltage(V)	12	12
Current draw(A)	33	55
Max.working load(kgs/lbs)	150/330	220/484
Max.power pull(kgs/lbs)	450/990	660/1452
Drop speed chain(m/min)(ft/min)	26/85	40/131
Gypsy options		
Alt.1-chain(DIN 766)	6mm	6mm
Alt.2-chain/Rope(DIN 766-HT G4)	7mm-1/4"	7mm-1/4"
Rope(min-inches)Alt.2	12-1/2"	12-1/2"
Weight(kgs/lbs)	10.1/22.3	10.1/22.3

High speed windlass-stainless steel 316
Suitable for boats from 20 ft to 35 ft.


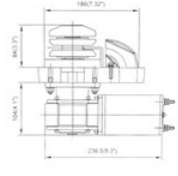
Model number	W109	W110
Motor(W)	600	900
Voltage(V)	12	12
Current draw(A)	33	55
Max.working load(kgs/lbs)	150/330	220/484
Max.power pull(kgs/lbs)	450/990	660/1452
Drop speed chain(m/min)(ft/min)	26/85	40/131
Gypsy options		
Alt.1-chain(DIN 766)	6mm	6mm
Alt.2-chain/Rope(DIN 766-HT G4)	7mm-1/4"	7mm-1/4"
Rope(min-inches)Alt.2	12-1/2"	12-1/2"
Weight(kgs/lbs)	9.2/20.3	9.2/20.3

High speed windlass-stainless steel 316
Suitable for boats from 20 ft to 35 ft.


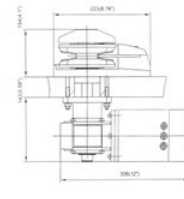
Model number	W103	W104
Motor(W)	600	900
Voltage(V)	12	12
Current draw(A)	33	55
Max.working load(kgs/lbs)	150/330	220/484
Max.power pull(kgs/lbs)	450/990	660/1452
Drop speed chain(m/min)(ft/min)	26/85	40/131
Gypsy options		
Alt.1-chain(DIN 766)	6mm	6mm
Alt.2-chain/Rope(DIN 766-HT G4)	7mm-1/4"	7mm-1/4"
Rope(min-inches)Alt.2	12-1/2"	12-1/2"
Weight(kgs/lbs)	9.1/20	9.1/20

High speed windlass-stainless steel 316
Suitable for boats from 20 ft to 35 ft.


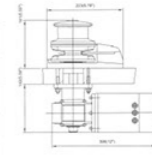
Model number	W107	W108
Motor(W)	600	900
Voltage(V)	12	12
Current draw(A)	33	55
Max.working load(kgs/lbs)	150/330	220/484
Max.power pull(kgs/lbs)	450/990	660/1452
Drop speed chain(m/min)(ft/min)	26/85	40/131
Gypsy options		
Alt.1-chain(DIN 766)	6mm	6mm
Alt.2-chain/Rope(DIN 766-HT G4)	7mm-1/4"	7mm-1/4"
Weight(kgs/lbs)	8.3/18.3	8.3/18.3

High speed windlass-stainless steel 316
Suitable for boats from 32 ft to 45 ft.

Model number	W111
Motor(W)	1000
Voltage(V)	12
Current draw(A)	55
Max.working load(kgs/lbs)	250/550
Max.power pull(kgs/lbs)	750/1650
Drop speed chain(m/min)(ft/min)	40/131
Gypsy options	
Alt.1-chain(DIN 766)	7mm-1/4"
Alt.2-chain/Rope(DIN 766-HT G4)	8mm-5/16"
Rope(min-inches)Alt.1	12-1/2"
Rope(min-inches)Alt.2	14-9/16"
Weight(kgs/lbs)	19/42


High speed windlass-stainless steel 316
Suitable for boats from 32 ft to 45 ft.

Model number	W112
Motor(W)	1000
Voltage(V)	12
Current draw(A)	55
Max.working load(kgs/lbs)	250/550
Max.power pull(kgs/lbs)	750/1650
Drop speed chain(m/min)(ft/min)	40/131
Gypsy options	
Alt.1-chain(DIN 766)	7mm-1/4"
Alt.2-chain/Rope(DIN 766-HT G4)	8mm-5/16"
Rope(min-inches)Alt.1	12-1/2"
Rope(min-inches)Alt.2	14-9/16"
Weight(kgs/lbs)	20.1/44.4


Canoe paddle

Material	Aluminum blade:PP
Pipe	Dia.29*1.2mm
Total length	146cm
Blade	55*18.5cm




Kayak paddle


Material	Aluminum blade:PP
Pipe	Dia.29*1.2mm
Total length	210cm
Blade	46*17cm




Code	325248
	canoe paddle 1 section
Material	Aluminum6061-T6, blade: PP
pipe	029*1.2MM
Total length	146CM
blade	55*18.5CM
MOQ	300pcs
Package	10pcs/ctn
	10pcs/ctn 147X20.5X25CM
Weight	998g+/-30g



Code	325249
	canoe paddle 1 section
Material	Aluminum6061-T6, blade: ABS
Total length	150cm
blade	52*20cm
Pipe Dia.	30mm
MOQ	300PCS
Weight	900g



Code	325250
	canoe paddle 1 section
Material	Aluminum6061-T6, blade: PP
pipe	029*1.2MM
Total length	215CM
blade	48.5*17CM
MOQ	300pcs
Package	carton size
	10pcs/ctn 147X20.5X25CM
Weight	900g+/-30g



LED Rocker Switch Panel Removable Cover Frame, Easy For Exchanging Fuses or Circuit Breakers

- Material: UV, ABS, Black
- Voltage: 12 VDC
- w/Auto Fuses: PN-CB4: 5A x 2/10A x 1/15A x 1
PN-CB6: 5A x 3/10A x 2/15A x 1
PN-CB8: 5A x 4/10A x 2/15A x 2
- 40 Preprinted labels included
- CE approved
- Rocker Switch [SPST / ON-OFF]




Item No.	Panel	Size	Installation Size	Packaging
PN-CB4	4 Gang	131mm x 120mm	104mm x 90mm	40/CTN
PN-CB6	6 Gang	183mm x 120mm	160mm x 90mm	40/CTN
PN-CB8	6 Gang	235mm x 120mm	210mm x 90mm	20/CTN

LED Rocker Switch Panel Removable Cover Frame, Easy For Exchanging Fuses or Circuit Breakers

- Material: UV, ABS, Black
- Voltage: 12 VDC
- w/Auto fuses: PN-R4S2: 15A x 2
PN-R6S3: 15A x 3
PN-R8S4: 15A x 4
- 40 Preprinted labels included
- CE approved
- Rocker Switch [SPST / ON-OFF]




Item No.	Panel	Size	Installation Size	Packaging
PN-R4S2	4 Gang	131mm x 120mm	110mm x 70mm	40/CTN
PN-R6S3	6 Gang	183mm x 120mm	160mm x 70mm	40/CTN
PN-R8S4	8 Gang	235mm x 120mm	210mm x 70mm	20/CTN




Code	type	bulb
L901	Starboard light 112.5°	Tungsten bulb 12V 10W
L902	Bi-color light 225°	Tungsten bulb 12V 10W
L903	Port light 112.5°	Tungsten bulb 12V 10W
L904	Stern light 135°	Tungsten bulb 12V 10W
L905	Masthead light 225°	Tungsten bulb 12V 10W




Code	type	bulb
L806	Starboard light 112.5°	Tungsten bulb 12V 10W
L810	Bi-color light 225°	Tungsten bulb 12V 10W
L807	Port light 112.5°	Tungsten bulb 12V 10W
L809	Stern light 135°	Tungsten bulb 12V 10W
L808	Masthead light 225°	Tungsten bulb 12V 10W




Code	type	bulb
L906	Clear lens/plastic base/72mm/H	Tungsten bulb 12V 10W
L907	Red lens/plastic base/72mm/H	Tungsten bulb 12V 10W
L908	Clear lens/s.s base/72mm/H	Tungsten bulb 12V 10W
L920	Red lens/s.s base/72mm/H	Tungsten bulb 12V 10W
L909	Clear lens/plastic base/72mm/H	Tungsten bulb 12V 10W
L910	Red lens/plastic base/72mm/H	Tungsten bulb 12V 10W
L922	Clear lens/s.s base/72mm/H	Tungsten bulb 12V 10W
L924	Red lens/s.s base/72mm/H	Tungsten bulb 12V 10W




Code	type	bulb
L9338	Starboard light 112.5°	Tungsten bulb 12V 5W
L9339	Bi-color light 225°	Tungsten bulb 12V 5W
L9340	Port light 112.5°	Tungsten bulb 12V 5W
L9341	Stern light 135°	Tungsten bulb 12V 5W
L9342	Masthead light 225°	Tungsten bulb 12V 5W




Code	type	bulb
L791	Starboard/Port light	12V LED/12V 5W
L792	Starboard/Port light	12V LED/12V 5W
L793	Starboard/Port light	Tungsten bulb 12V 10W
L794	Starboard/Port light	Tungsten bulb 12V 10W
L795	Starboard/Port light	Tungsten bulb 12V 10W
L796	Starboard/Port light	Tungsten bulb 12V 10W



Code	type	bulb
L9343	Starboard light 112.5°	12V LED
L9344	Bi-color light 225°	12V LED
L9345	Port light 112.5°	12V LED
L9346	Stern light 135°	12V LED
L9347	Masthead light 225°	12V LED



Code	type	bulb
L202	Starboard/port light 112.5°	12V LED



Code	type	bulb
L916	Starboard light 112.5°	Tungsten bulb 12V 25W
L915	Bi-color light 225°	Tungsten bulb 12V 25W
L918	Port light 112.5°	Tungsten bulb 12V 25W
L917	Stern light 135°	Tungsten bulb 12V 25W
L919	Masthead light 225°	Tungsten bulb 12V 25W



Code	type	bulb
L924	Green lens/360°	Tungsten bulb 12V 10W
L913	Bi-color/225°	Tungsten bulb 12V 10W
L925	Red lens/360°	Tungsten bulb 12V 10W
L914	Clear lens/360°	Tungsten bulb 12V 10W



Code	type	bulb
L921	Starboard/green 112.5°	Tungsten bulb 12V 10W
L922	Port/red lens 11.25°	Tungsten bulb 12V 10W



Code	type	bulb
L926	Starboard&port/plastic/black	Tungsten bulb 12V 5W
L927	Starboard&port/plastic/black	Tungsten bulb 12V 5W



Code	type	bulb
L936	s.s/plastic base	White light 12V LED
L937	s.s/plastic base	tangerine light 12V LED



Code	type	bulb
L934	Bi-color, plastic	Tungsten bulb 12V 5W
L935	Bi-color, kirsite	Tungsten bulb 12V 5W



Code	type	bulb
L923	Clear lens 360°	Tungsten bulb 12V 10W
L942	Bi-color/green and red lens 360°	Tungsten bulb 12V 10W



Code	type	bulb
L663	Plastic/white	White light 12V LED
L665	Plastic/white	Yellow light 12V LED
L667	Plastic/white	Tangerine light 12V LED
L669	Plastic/white	Blue light 12V LED
L709	Plastic/black/Plastic/black	White light 12V LED
L787	Plastic/black	Yellow light 12V LED
L789	Plastic/black	Tangerine light 12V LED
L768	Plastic/black	Blue light 12V LED
L770	Plastic/black	Green light 12V LED



Code	type	bulb
L880	s.s/plastic base 4"	White light 12V LED 6W
L882	s.s/plastic base 3"	White light 12V LED 4W
L802	s.s/plastic base 2"	White light 12V LED 3W
L345	s.s/plastic base 1.5" 1.0"	White light 12V 1W/3W



Code	type	bulb
L826	Bi-color/s.s	Tungsten bulb 12V 5W
L933	Bi-color/kirsite	Tungsten bulb 12V 5W



Code	type	bulb
L812	Starboard&port light/s.s	Tungsten bulb 12V 5W
L814	Starboard&port light/s.s	Tungsten bulb 12V 5W



Code	type	bulb
L911	Starboard&port light/plastic/black	Tungsten bulb 12V 5W
L912	Starboard&port light/plastic/black	Tungsten bulb 12V 5W



Code	type	bulb
L872	s.s/plastic base 4"	Halogen bulb 12V 20W
L874	s.s/plastic base 4"	Halogen bulb 12V 20W



Code	type	bulb
L599	Clear plastic lens/s.s	White light 12V LED
L607	Clear plastic lens/s.s	Yellow light 12V LED
L609	Clear plastic lens/s.s	Tangerine light 12V LED
L611	Clear plastic lens/s.s	Blue light 12V LED



Code	type	bulb
L828	Starboard&port light/s.s	Tungsten bulb 12V 5W



Code	type	bulb
L9368	Starboard&port light/white	12V LED/12V 5W
L9369	Starboard&port light/white	12V LED/12V 5W
L9370	Starboard&port light/s.s	12V LED/12V 5W
L9371	Starboard&port light/s.s	12V LED/12V 5W



Code	type	bulb
L719	Gold/plastic base	White light 12V LED
L721	Gold/plastic base	Red light 12V LED
L715	Gold/plastic base	Blue light 12V LED
L725	Gold/plastic base	tangerine light 12V LED



Code	type	bulb
L786	316 stainless steel	White/blue light 12V 50W LED Colorful light 12V 24V 60W LED
L788	316 stainless steel	White/blue light 12V 30W LED Colorful light 12V 24V 30W LED
L790	316 stainless steel	White/blue light 12V 10W LED Colorful light 12V 24V 10W LED



Code	type	bulb
L928-1	Starboard&port/plastic/black	Tungsten bulb 12V 5W
L928-2	Starboard&port/plastic/black	Tungsten bulb 12V 5W



Code	type	bulb
L774	Starboard&port/plastic/black	Tungsten bulb 12V 10W
L772	Starboard&port/plastic/black	Tungsten bulb 12V 10W



Code	type	bulb
L894	s.s/plastic base 4"	White light 12V LED 2.4W
L896	s.s/plastic base 3"	White light 12V LED 1.2W
L898	s.s/plastic base 2"	White light 12V LED 0.9W



Code	type	bulb
L771	Brass.rotaty switch	Tungsten bulb 12V 15W



Code	type	bulb
L703	s.s/plastic base 4"	White light 12V LED 2.4W
L705	s.s/plastic base 3"	White light 12V LED 1.2W
L707	s.s/plastic base 2"	White light 12V LED 0.9W



Code	type	bulb
L956	s.s/plastic lens/ 5"	Tungsten bulb 12V 5W
L957	s.s/plastic lens/ 5"	Tungsten bulb 12V 15W
L958	s.s/plastic lens/ 4"	Tungsten bulb 12V 5W
L959	s.s/plastic lens/ 4"	Tungsten bulb 12V 15W
L960	s.s/plastic lens/ 3"	Tungsten bulb 12V 10W
L844	s.s/glass lens/ 5"	Tungsten bulb 12V 15W
L846	s.s/glass lens/ 5"	Tungsten bulb 12V 15W
L848	s.s/glass lens/ 4"	Tungsten bulb 12V 15W
L850	s.s/glass lens/ 4"	Tungsten bulb 12V 15W
L852	s.s/glass lens/ 3"	Tungsten bulb 12V 10W



Code	type	bulb
L990	Brass,rotary switch,plastic lens	Halogen 12V 10W



Code	type	bulb
L989	Brass,rotary switch	Tungsten bulb 12V 15W
L747	Brass,rotary switch	Halogen 12V 10W



Code	type	bulb
L948	Gold/metal,plastic lens/ 5"	Tungsten bulb 12V 15W
L949	Gold/metal,plastic lens/ 5"	Tungsten bulb 12V 15W
L950	Gold/metal,plastic lens/ 4"	Tungsten bulb 12V 15W
L954	Gold/metal,plastic lens/ 4"	Tungsten bulb 12V 15W
L854	Gold/metal,plastic lens/ 3"	Tungsten bulb 12V 10W
L851	Gold/metal,glass lens/ 5"	Tungsten bulb 12V 15W
L1858	Gold/metal,glass lens/ 5"	Tungsten bulb 12V 15W
L1860	Gold/metal,glass lens/ 4"	Tungsten bulb 12V 15W
L1862	Gold/metal,glass lens/ 4"	Tungsten bulb 12V 15W
L1864	Gold/metal,glass lens/ 3"	Tungsten bulb 12V 10W



Code	type	bulb
L952	Gold/metal,plastic lens/ 5"	Double/Tungsten bulb 12V 10W
L953	Gold/metal,plastic lens/ 3"	Tungsten bulb 12V 10W



Code	type	bulb
L987	Brass,rotary switch,plastic lens	Halogen 12V 10W
L601	Brass,toggle switch,plastic lens	Halogen 12V 10W



Code	type	bulb
L982	Brass,rotary switch	Tungsten bulb 12V 15W
L755	Brass,toggle switch	Tungsten bulb 12V 15W
L9500	Brass,rotary switch	Halogen 12V 10W
L763	Brass,toggle switch	Halogen 12V 10W



Code	type	bulb
L617	Base:s.s 18"	Tungsten bulb 12V 10W
L619	Base:s.s 24"	Tungsten bulb 12V 10W
L999	Base:s.s 9"	Tungsten bulb 12V 10W
L623	Base:s.s 21"	Tungsten bulb 12V 10W
L996	Base:plastic, 9"	Tungsten bulb 12V 10W
L627	Base:plastic, 11"	Tungsten bulb 12V 10W



Code	type	bulb
L613	Base:kirsite, 18"	Tungsten bulb 12V 10W
L615	Base:kirsite, 24"	Tungsten bulb 12V 10W
L9100	Base:kirsite, 9"	Tungsten bulb 12V 10W
L621	Base:kirsite, 21"	Tungsten bulb 12V 10W
L995	Base:s.s, 9"	Tungsten bulb 12V 10W
L625	Base:s.s, 21"	Tungsten bulb 12V 10W



Code	type	bulb
L733	Gold/metal,plastic lens/ 5"	Tungsten bulb 12V 15W
L735	Gold/metal,plastic lens/ 5"	White/red Tungsten bulb 12V 15W
L737	Gold/metal,glass lens/ 5"	Tungsten bulb 12V 15W
L739	Gold/metal,glass lens/ 5"	White/red Tungsten bulb 12V 15W
L975	Gold/metal,glass lens/ 5"	Halogen bulb 12V 10W



Code	type	bulb
L961	s.s plastic lens 5"	Tungsten bulb 12V 15W
L962	s.s plastic lens 5"	White/red Tungsten bulb 12V 15W
L727	s.s glass lens/ 5"	Tungsten bulb 12V 15W
L729	s.s glass lens/ 5"	White/red Tungsten bulb 12V 15W
L731	s.s glass lens/ 5"	Halogen bulb 12V 10W



Code	type	bulb
L992	Black,plastic,4"	Tungsten bulb 12V 10W
L637	White,plastic,4"	Tungsten bulb 12V 10W



Code	type	bulb
L994	Top:kirsite/plastic/base:kirsite 9"	Tungsten bulb 12V 10W
L629	Top:kirsite/plastic/base:kirsite 11"	Tungsten bulb 12V 10W



Code	type	bulb
L946	s.s plastic lens 5"	Tungsten bulb 12V 15W
L945	s.s plastic lens 4"	Tungsten bulb 12V 15W
L944	s.s glass lens 3"	Tungsten bulb 12V 10W



Code	type	bulb
L743	Gold/metal,plastic lens 5"	Tungsten bulb 12V 15W
L968	Gold/metal,plastic lens 4"	Tungsten bulb 12V 15W
L967	Gold/metal,plastic lens 3"	Tungsten bulb 12V 15W



Code	type	bulb
L997	s.s/plastic lens 9"	Tungsten bulb 12V 10W
L631	s.s/plastic lens 21"	Tungsten bulb 12V 10W



Code	type	bulb
L998	s.s/plastic lens 18"	Tungsten bulb 12V 10W
L635	Base:kirsite 21"	Tungsten bulb 12V 10W



Code	type	bulb
L741	Brass,rotary switch	Tungsten bulb 12V 15W
L980	Brass,rotary switch	Halogen 12V 10W



Code	type	bulb
L976	Rotary switch	Halogen 12V 10W
L977	Brass,rotary switch	Halogen 12V 10W



Code	type	bulb
L9101	304s.s,plastic lens,9"	Tungsten bulb 12V 10W
L633	304s.s,plastic lens,21"	Tungsten bulb 12V 10W



Code	type	bulb
L993	Black,plastic lens, 18"	Tungsten bulb 12V 10W
L991	Base:kirsite, 18"	Tungsten bulb 12V 10W