

**THIS  
IS NOT  
THE  
END**

majeax®

**Web:** www.majeax.com

**E-mail:** lighting@majeax.com

**Add:** 3 Kanglong Road, Xinmao Industrial Zone, Henglan Town, Zhongshan City, Guangdong, China.  
Room B111, 760 Creative Garden, Minying West Road, Shiqi District, Zhongshan City, Guangdong, China.

**Tel:** 86-760-87965766

**Fax:** 86-760-86929519

majeax® 2018

www.majeax.com

majeax®





Handmade  
Natural material silky surface  
Paintable  
OEM/ODM

## **Contents of Majeax®**


Majeax Lighting is the leading manufacturer of quality lighting products, we offer comprehensive range of stylish recessed, pendant, wall mounted, ceiling mounted lighting products. We are especially well-known as the biggest and best manufacturer for gypsum lighting with our extensive range of designs, superior quality and reliable and responsible performance on customer service.

Since 2008, Majeax's keeping rapid growing is also owes to our continuously development efforts on using different material, new designs and new technology, like new material with combination of gypsum, die-casting aluminum and plastic, new innovation of concrete series etc. Also, with the fast growing of LED technology, our product lines have evolved to precision LED luminaires as well and have a well deserved reputation for quality and innovation.

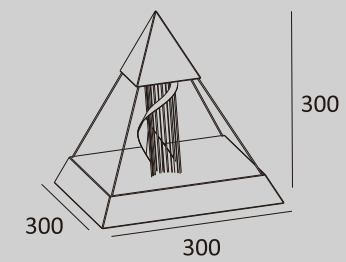


Now Majeax is not only extensively absorbing the advanced management experience and personnel to ensure that company's stability and healthy growth in the process of expansion, but also introducing of new ideas and advanced technology from worldwide to maintain our competitiveness in overseas market.



**ME-0006**

<b>Voltage</b>	220-240V
<b>Frequency</b>	50Hz
<b>LED Chip</b>	
<b>Wattage</b>	6W

**Color/Material**

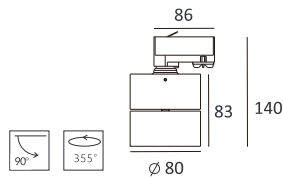




**MJ-2080D**

CE RoHS IP20    

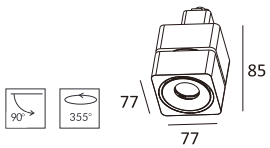
**Specification:** 9.5W LED/ 3000K/4000K/5000K, CRI 80/90  
**LED Chip:** CREE® PHILIPS  
**Voltage:** 220-240V  
**Rotation:** 355° & 90°  
**Beam Angle:** 15°/24°/36°



**MJ-2084D**

CE RoHS IP20    

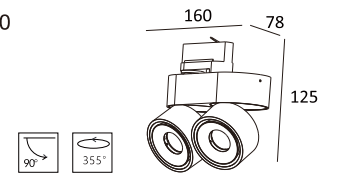
**Specification:** 9.5W LED/ 3000K/4000K/5000K, CRI 80/90  
**LED Chip:** CREE® PHILIPS  
**Voltage:** 220-240V  
**Rotation:** 355° & 90°  
**Beam Angle:** 15°/24°/36°



**MJ-2081D**

CE RoHS IP20    

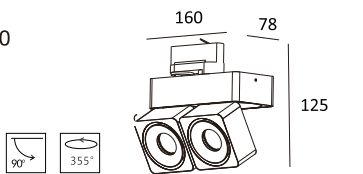
**Specification:** 19W LED/ 3000K/4000K/5000K, CRI 80/90  
**LED Chip:** CREE® PHILIPS  
**Voltage:** 220-240V  
**Rotation:** 355° & 90°  
**Beam Angle:** 15°/24°/36°




**MJ-2085D**

CE RoHS IP20    

**Specification:** 19W LED/ 3000K/4000K/5000K, CRI 80/90  
**LED Chip:** CREE® PHILIPS  
**Voltage:** 220-240V  
**Rotation:** 355° & 90°  
**Beam Angle:** 15°/24°/36°



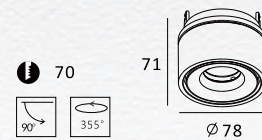




### MJ-1015

CE RoHS IP20    

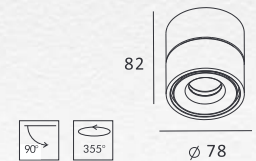
**Specification:** 9.5W LED/ 3000K/4000K/5000K, CRI 80/90  
**LED Chip:** CREE® PHILIPS  
**Voltage:** 220-240V  
**Rotation:** 355° & 90°  
**Beam Angle:** 15°/24°/36°



### MJ-2080

CE RoHS IP20    

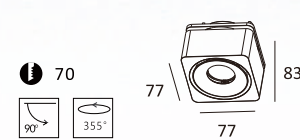
**Specification:** 9.5W LED/ 3000K/4000K/5000K, CRI 80/90  
**LED Chip:** CREE® PHILIPS  
**Voltage:** 220-240V  
**Rotation:** 355° & 90°  
**Beam Angle:** 15°/24°/36°



### MJ-2083

CE RoHS IP20    

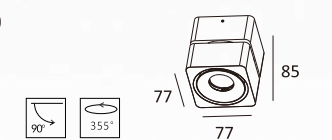
**Specification:** 9.5W LED/ 3000K/4000K/5000K, CRI 80/90  
**LED Chip:** CREE® PHILIPS  
**Voltage:** 220-240V  
**Rotation:** 355° & 90°  
**Beam Angle:** 15°/24°/36°




### MJ-2084

CE RoHS IP20    

**Specification:** 9.5W LED/ 3000K/4000K/5000K, CRI 80/90  
**LED Chip:** CREE® PHILIPS  
**Voltage:** 220-240V  
**Rotation:** 355° & 90°  
**Beam Angle:** 15°/24°/36°



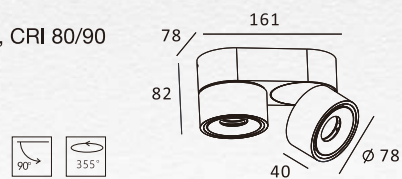




### MJ-2081



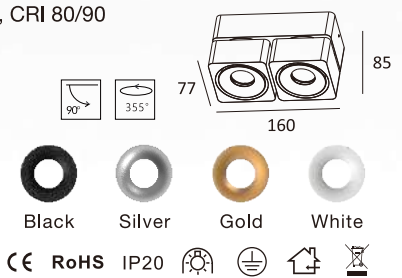
**Specification:** 19W LED/ 3000K/4000K/5000K, CRI 80/90  
**LED Chip:** CREE® PHILIPS  
**Voltage:** 220-240V  
**Rotation:** 355° & 90°  
**Beam Angle:** 15°/24°/36°



### MJ-2085



**Specification:** 19W LED/ 3000K/4000K/5000K, CRI 80/90  
**LED Chip:** CREE® PHILIPS  
**Voltage:** 220-240V  
**Rotation:** 355° & 90°  
**Beam Angle:** 15°/24°/36°




# Recessed Downlight

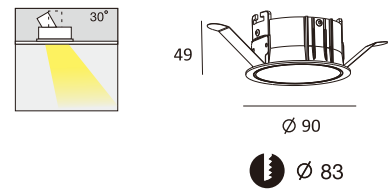
## Light Altering Devices:




**MJ-1112**



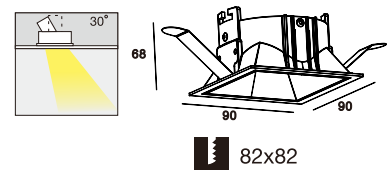
**Voltage:** 220-240V / 12V  
**Frequency:** 50Hz  
**Lamp Holder:** GU10 / GU5.3  
**Wattage:** MAX LED 13W  
**Adjustable Angle:** 30°




**MJ-1113**




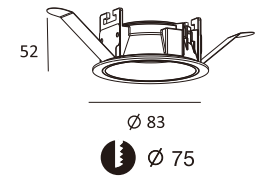
**Voltage:** 220-240V / 12V  
**Frequency:** 50Hz  
**Lamp Holder:** GU10 / GU5.3  
**Wattage:** MAX LED 13W  
**Adjustable Angle:** 30°




**MJ-1114**



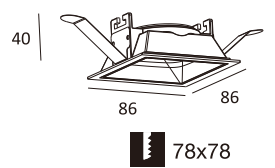
**Voltage:** 220-240V / 12V  
**Frequency:** 50Hz  
**Lamp Holder:** GU10 / GU5.3  
**Wattage:** MAX LED 13W



**MJ-1115**



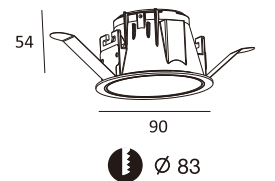
**Voltage:** 220-240V / 12V  
**Frequency:** 50Hz  
**Lamp Holder:** GU10 / GU5.3  
**Wattage:** MAX LED 13W



**MJ-1116**



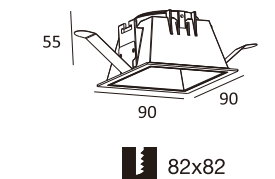
**Voltage:** 220-240V / 12V  
**Frequency:** 50Hz  
**Lamp Holder:** GU10 / GU5.3  
**Wattage:** MAX LED 13W



**MJ-1117**



**Voltage:** 220-240V / 12V  
**Frequency:** 50Hz  
**Lamp Holder:** GU10 / GU5.3  
**Wattage:** MAX LED 13W

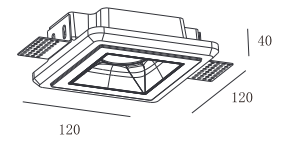






**MC-9155**

**Voltage:** 220-240V / 12V  
**Frequency:** 50Hz  
**Lamp Holder:** GU10 / GU5.3  
**Wattage:** MAX LED 13W

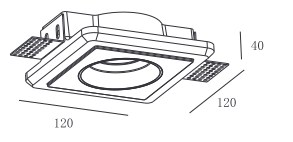


123x123




**MC-9154**

**Voltage:** 220-240V / 12V  
**Frequency:** 50Hz  
**Lamp Holder:** GU10 / GU5.3  
**Wattage:** MAX LED 13W




123x123

**Light Altering Devices:**



**Reflector:**



LED LAMP 6.5W 3000K 15° 90CRI

H(m)	E0(lx)	Dh/Dv_B(m)
1.0	4553.67	0.20/0.21
2.0	1138.42	0.41/0.41
3.0	505.96	0.61/0.62
4.0	284.60	0.81/0.83
5.0	182.15	1.02/1.03

LED LAMP 7W 3000K 24° 90CRI

H(m)	E0(lx)	Dh/Dv_B(m)
1.0	2342.11	0.38/0.38
2.0	585.53	0.75/0.75
3.0	260.23	1.13/1.13
4.0	146.38	1.50/1.50
5.0	93.68	1.88/1.88

LED LAMP 7W 3000K 15° 90CRI

H(m)	E0(lx)	Dh/Dv_B(m)
1.0	4008.07	0.21/0.21
2.0	1002.02	0.42/0.42
3.0	445.34	0.63/0.63
4.0	250.50	0.84/0.84
5.0	160.32	1.05/1.05

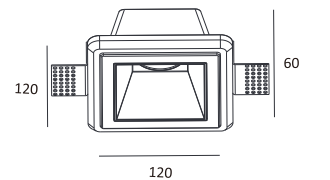
LED LAMP 7W 3000K 36° 90CRI

H(m)	E0(lx)	Dh/Dv_B(m)
1.0	1590.47	0.54/0.57
2.0	397.62	1.08/1.13
3.0	176.72	1.62/1.70
4.0	99.40	2.16/2.27
5.0	63.62	2.70/2.83



**MC-9162**

**Voltage:** 220-240V / 12V  
**Frequency:** 50Hz  
**Lamp Holder:** GU10 / GU5.3  
**Wattage:** MAX LED 13W

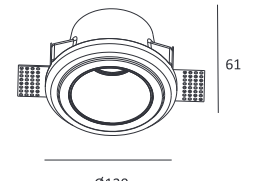


123x123




**MC-9163**

**Voltage:** 220-240V / 12V  
**Frequency:** 50Hz  
**Lamp Holder:** GU10 / GU5.3  
**Wattage:** MAX LED 13W



123x123

**Light Altering Devices:**



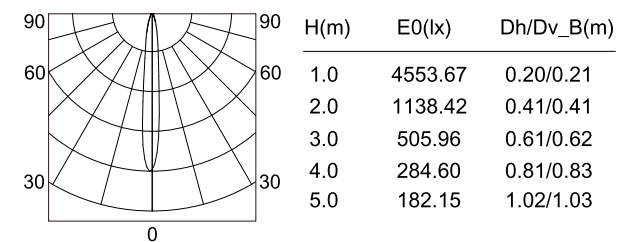
Honeycomb      Glass      Liner Spread Lens      Frosted Glass      Softening Lens

**Reflector:**

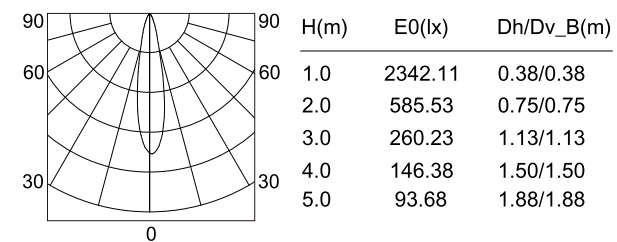


Black      Silver      Bronze      Gold      Black      Silver      Bronze      Gold

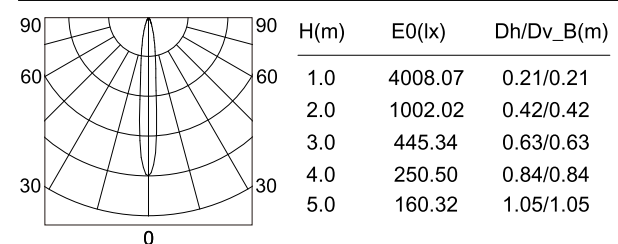
LED LAMP 6.5W 3000K 15° 90CRI



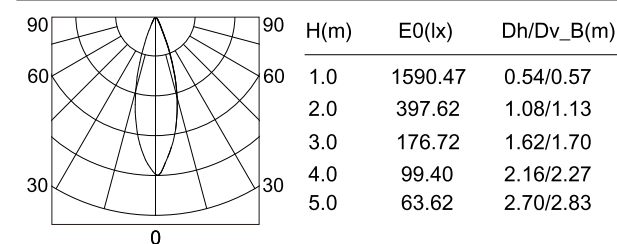
LED LAMP 7W 3000K 24° 90CRI





LED LAMP 7W 3000K 15° 90CRI



LED LAMP 7W 3000K 36° 90CRI

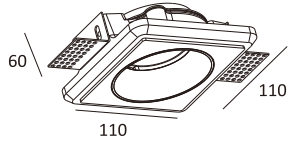
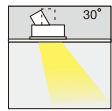






### MC-9169

**Voltage:** 220-240V / 12V  
**Frequency:** 50Hz  
**Lamp Holder:** GU10 / GU5.3  
**Wattage:** MAX LED 13W  
**Adjustable Angle:** 30°

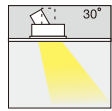


113×113




### MC-9170

**Voltage:** 220-240V / 12V  
**Frequency:** 50Hz  
**Lamp Holder:** GU10 / GU5.3  
**Wattage:** MAX LED 13W  
**Adjustable Angle:** 30°



113×113



Reflector:



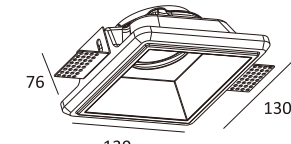
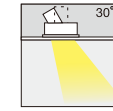
Silver Black Gold Bronze

Silver Black Gold Bronze



### MC-9167

**Voltage:** 220-240V / 12V  
**Frequency:** 50Hz  
**Lamp Holder:** GU10 / GU5.3  
**Wattage:** MAX LED 13W  
**Adjustable Angle:** 30°


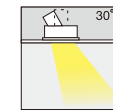


133×133



### MC-9168

**Voltage:** 220-240V / 12V  
**Frequency:** 50Hz  
**Lamp Holder:** GU10 / GU5.3  
**Wattage:** MAX LED 13W  
**Adjustable Angle:** 30°


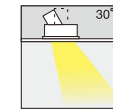


133×133




### MC-9160

**Voltage:** 220-240V / 12V  
**Frequency:** 50Hz  
**Lamp Holder:** GU10 / GU5.3  
**Wattage:** MAX LED 13W  
**Adjustable Angle:** 30°



161×161



Honeycomb

Glass

Liner Spread Lens

Frosted Glass

Softening Lens



**MJ-1160** 1×5W (155×155×47mm)



**MJ-1161** 3×5W (290×155×47mm)



**MJ-1162** 5×5W (440×155×47mm)



**MJ-1163** 1×5W (155×155×47mm)







**MJ-1164** 3×5W (290×155×47mm)




**MJ-1166** 5×5W (440×155×47mm)



**MJ-1165** 4×5W (255×255×47mm)

LED/ 3000K/ CRI 80  
**CREE® PHILIPS**  
 IP20  
 220-240V  
 CE RoHS IP20    

Color/Material

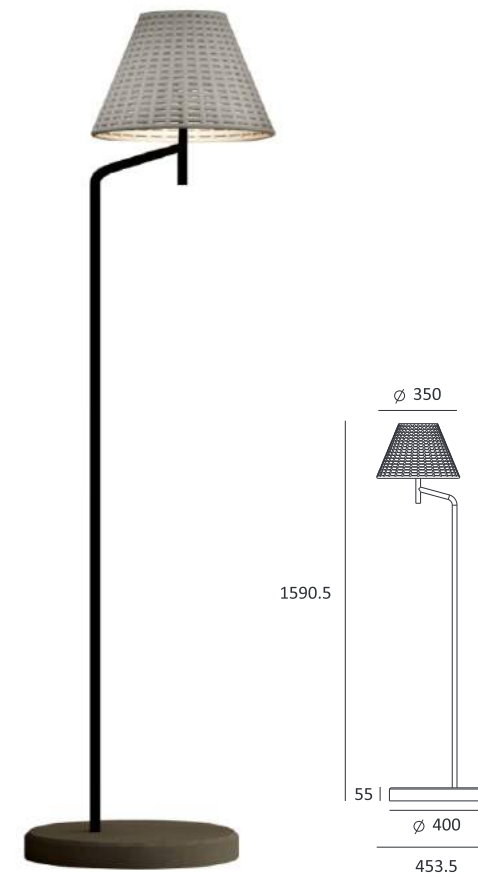


Reflector:





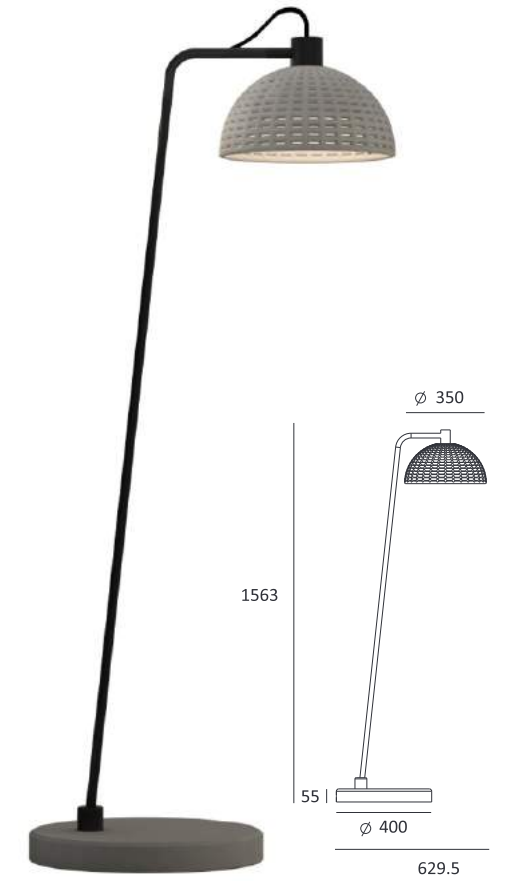

# Floor lamp



**MF-6004**

<b>Voltage</b>	220-240V
<b>Frequency</b>	50Hz
<b>Lamp Holder</b>	E27
<b>Wattage</b>	MAX 40W


**Color/Material**



**MF-6003**

<b>Voltage</b>	220-240V
<b>Frequency</b>	50Hz
<b>Lamp Holder</b>	E27
<b>Wattage</b>	MAX 40W

**Color/Material**



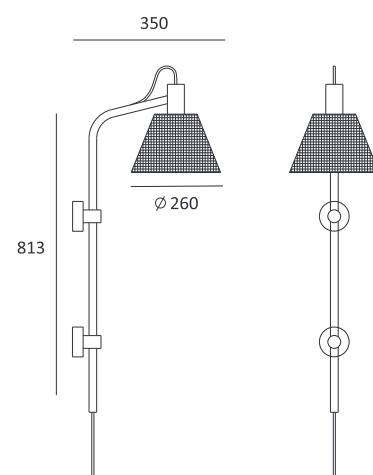

# Wall lamp



## MW-8545

<b>Voltage</b>	220-240V
<b>Frequency</b>	50Hz
<b>Lamp Holder</b>	E27
<b>Wattage</b>	MAX 40W

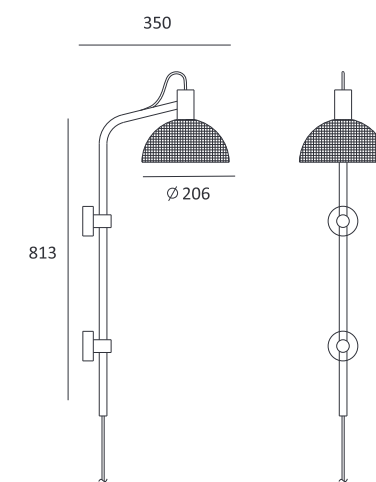

### Color/Material



## MT-8546

<b>Voltage</b>	220-240V
<b>Frequency</b>	50Hz
<b>Lamp Holder</b>	E27
<b>Wattage</b>	MAX 40W

### Color/Material





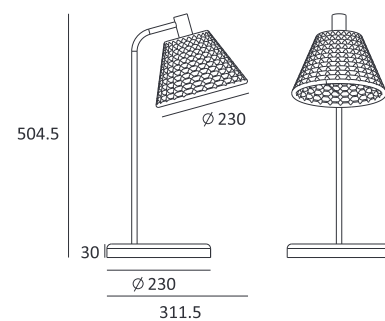

# Table lamp



## MT-2008

<b>Voltage</b>	220-240V
<b>Frequency</b>	50Hz
<b>Lamp Holder</b>	E27
<b>Wattage</b>	MAX 40W

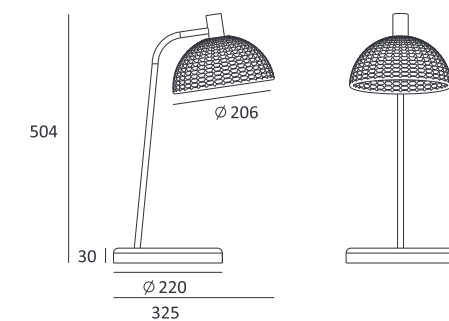

### Color/Material



## MT-2009


<b>Voltage</b>	220-240V
<b>Frequency</b>	50Hz
<b>Lamp Holder</b>	E27
<b>Wattage</b>	MAX 40W

### Color/Material







# Pendant lamp



## MH-2327

<b>Voltage</b>	220-240V
<b>Frequency</b>	50Hz
<b>Lamp Holder</b>	E27
<b>Wattage</b>	MAX 40W


### Color/Material



## MH-2325

<b>Voltage</b>	220-240V
<b>Frequency</b>	50Hz
<b>Lamp Holder</b>	E27
<b>Wattage</b>	MAX 40W

### Color/Material





# Pendant lamp



## MH-2328

<b>Voltage</b>	220-240V
<b>Frequency</b>	50Hz
<b>Lamp Holder</b>	E27
<b>Wattage</b>	MAX 40W


### Color/Material



White  
Gypsum  
(Paintable)



Grey  
Smooth  
Cement



## MH-2326

<b>Voltage</b>	220-240V
<b>Frequency</b>	50Hz
<b>Lamp Holder</b>	E27
<b>Wattage</b>	MAX 40W

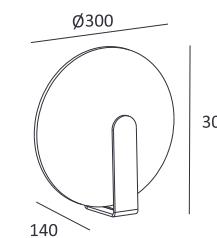
### Color/Material



Grey  
Smooth  
Cement



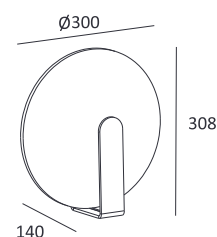

# Surface Mounted Wall Lamp



## MW-8525

**Voltage:** 220-240V  
**Frequency:** 50Hz  
**Light Source:** SMD 5050  
**Wattage:** MAX 6.3W

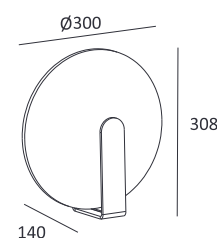

### COLOR/MATERIAL



## MW-8539

**Voltage:** 220-240V  
**Frequency:** 50Hz  
**Light Source:** SMD 5050  
**Wattage:** MAX 6.3W


### COLOR/MATERIAL



## MW-8540


**Voltage:** 220-240V  
**Frequency:** 50Hz  
**Light Source:** SMD 5050  
**Wattage:** MAX 6.3W

### COLOR/MATERIAL

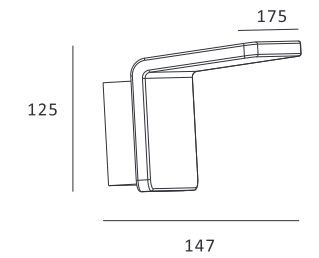




# Surface Mounted Wall Lamp





Item No.	Voltage	Frequency	Light Source	Wattage
MC-8521	220-240V	50Hz	SMD 3030	7.2W

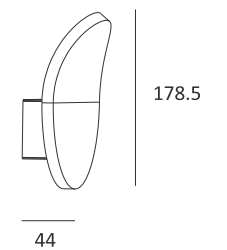


CE RoHS IP20

### COLOR/MATERIAL



Item No.	Voltage	Frequency	Light Source	Wattage
MC-8522	220-240V	50Hz	COB	6.2W

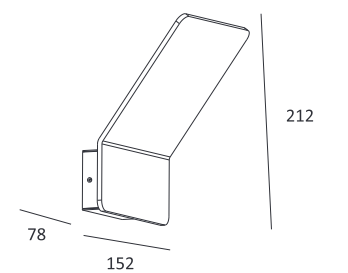


CE RoHS IP20

### COLOR/MATERIAL




Item No.	Voltage	Frequency	Light Source	Wattage
MC-8523	220-240V	50Hz	COB 1304	6.3W

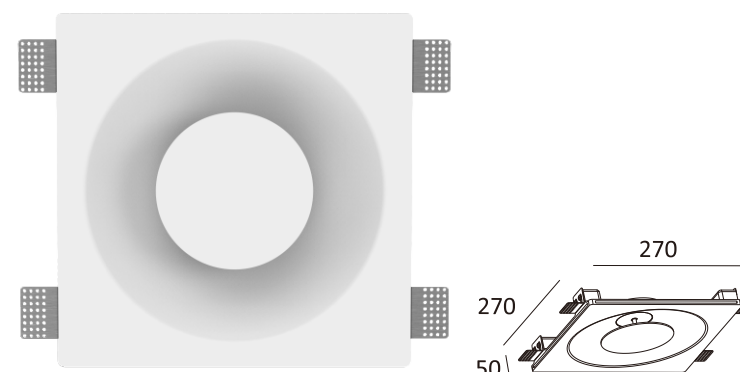



CE RoHS IP20

### COLOR/MATERIAL



# Surface Mounted Wall Lamp

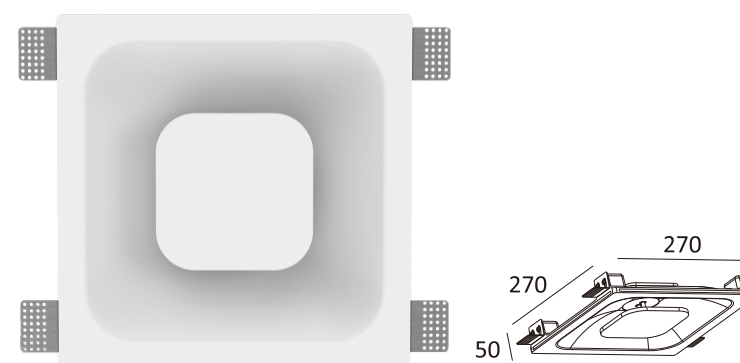


## MC-9164

**Voltage:** 220-240V  
**Frequency:** 50Hz  
**Light Source:** SMD 2835  
**Wattage:** MAX 10W

### COLOR/MATERIAL

White  
Gypsum  
(Paintable)

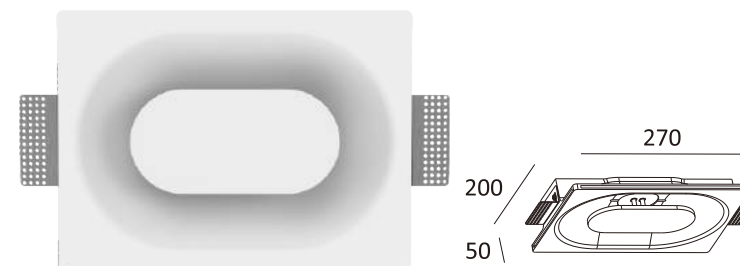


## MC-9165

**Voltage:** 220-240V  
**Frequency:** 50Hz  
**Light Source:** SMD 2835  
**Wattage:** MAX 10W

### COLOR/MATERIAL

White  
Gypsum  
(Paintable)



## MC-9166

**Voltage:** 220-240V  
**Frequency:** 50Hz  
**Light Source:** SMD 2835  
**Wattage:** MAX 10W

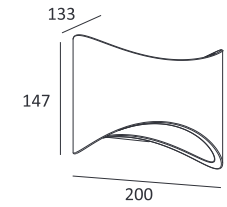

### COLOR/MATERIAL

White  
Gypsum  
(Paintable)






# Surface Mounted Wall Lamp

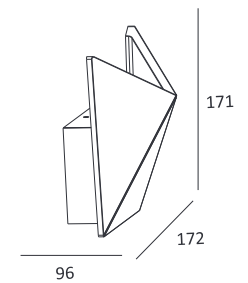



CE RoHS IP20

### COLOR/MATERIAL




Item No.	Voltage	Frequency	Light Source	Wattage
MW-8537	220-240V	50Hz	G9	MAX 40W



CE RoHS IP20

### COLOR/MATERIAL



Item No.	Voltage	Frequency	Light Source	Wattage
MW-8527	220-240V	50Hz	COB 1304	6,3W