



Shandong Huaxing Stone Machinery
The processing ability is 1 hundred thousand sets per year



Shandong Huaxing Corrugated Web Beam Production line
The first manufacture in China



Shandong Huaxing Glass Tempering Furnace
The processing ability is more than 300sets per year.



Shandong Huaxing Steel Structure
The processing ability is 2 hundred thousand tons per year.



Shandong Huaxing Machinery Co.,Ltd
Shandong Boxing Huaxing Imp-Exp Co.,Ltd

Add: No.1678, Lean Street, Boxing, Shandong, China 256500

Tel:+86-543-2127988 Fax:+86-543-2127615

Email:info004@huaxinggroup.net


info001@huaxinggroup.net

QQ: 2355892353 2355892354

Website: www.huaxingmachine.cn

www.huaxing.net

华兴机械 0531-88344889 13326105915



Shandong Huaxing Machinery Co.,Ltd
Shandong Boxing Huaxing Imp-Exp Co.,Ltd

HUAXING MACHINERY



Dedicating
to the country by industry
and never give up

About Huaxing Machinery




Founded in 1957, Shandong Huaxing Machinery Co.,Ltd, is a national high and tech enterprises with research and develop, production and trade in one body.2002 it is transformed from state-owned enterprises into joint-stock enterprises.2011 we succeeded in Beijing listed on TSX in Canada, becoming the first overseas listed company of Boxing.

Company covers an area of 1400 thousand square meter, total 6.2 billion and its employees more than 2300.

The company mainly produces the stone machinery, the agricultural equipment, the steel structure and so on. The products sells out to more than 50 countries.

- One of the best stone materials machinery enterprises in China
- One of the 10 best construction materials machinery enterprises in China
- The famous trademark of Shandong Province in China
- The company was certificated to ISO9001 Quality Management System
- The company was certificated to 3C Certification
- The company was certificated to ISO14000 Environment Quality Certification







Tillage Machine


Tillage Machine

TG4
Little Oxen Micro Tillage Machine







Seeding




Roll-over plough




Hoe



Weeding wheel



Ridging



One-side-plough

Note: The technical parameter for reference only. For details, please contact us directly.



Product feature and function:

Deep plowing /cultivator and weeding/
plough fields/earth/fertilizing and sowing.

Main parameter:

Item	Technical parameter
Power KM178 (kW)	4.05
CHANGCHAI 175 (kW)	4.7
Overall dimension (mm)	1500 × 1050 × 925
Weight (kg)	160
Cultivating width (cm)	100
The deep of cultivating (cm)	≥ 12

Major facilities: One set engine machine, one set gear box, one set frame, two 4.00-7 tire wheels.



Operation



Orchard loosen the soil and weeding



Jujube(Chinese date) orchard loosen the soil




Nursery garden rotary tillage operation




Tillage Machine


Tillage Machine

IWG-4
Multi-purpose Countryside Supervisor





Paddy blade



Match pump

Note: The technical parameter for reference only. For details, please contact us directly.

3WG-6
Multi-purpose Countryside Supervisor
(Cultivating and Weeding)





3WG-4 Multi-purpose countryside supervisor (Cultivating and Weeding)

Note: The technical parameter for reference only. For details, please contact us directly.

Product feature and function:

Multi-purpose countryside supervisor can be connected with lots of farm tools which can realize many different functions. Tools such as: dry field cultivating blade, deep dry field cultivating blade, paddy cultivating blade, pump etc. This machine can be used to cultivating/fertilizing/seeding/weeding/ditching/ridging/mulching etc. It is used to work in the booth/orchard/hill/paddy field, in the mountainous area etc.

Main parameter:

Item	Technical parameter
Power: RobinEY28B(kw)	4.05
Match: KAMA178FS(kw)	4.05
KAMA186FS(kw)	6.3
Overall dimension (mm)	1700 × 1000 × 1050
Weight (kg)	110
Cultivating width (cm)	100
The deep of cultivating (cm)	≥ 8
Walking wheel	Two wheels
Walking speed(m/s)	0.42
Production rate(hectares/h)	0.15

Major facilities: One set engine machine, one set gear box, one set tool box, two 4.00-7 wheels, dry field knife, paddy field knife, one set depth stop, one set pump, one set trailer.

Product feature and function:

The machine has compact structure and operation is flexible. It can be once finished cultivation weeding working, and increase air content of in the soil, meanwhile enhance the capacity of keep the soil moisture and drought.

Main parameter:

Item	Technical parameter
Power: RobinEY28B(kw)	4.05
Match: KAMA178FS(kw)	4.05
Overall dimension (mm)	1650 × 760 × 1010
Weight (kg)	190
Cultivating width (cm)	60
The deep of cultivating (cm)	10-20
Walking wheel	Two wheels
Deep cultivating tools	1group

Major facilities: One set engine machine, one set gear box, one set tool box, two 4.00-8 wheels, one set of cultivator machine.



Dry field rotary cultivator



Paddy field rotary cultivator



Group buying



Transportation operation



Plastic greenhouse cultivator and weeding



Orchard weeding operation



Operation



Cultivator and weeding



Tillage Machine

Tillage Machine

3WG-6
Multi-purpose Countryside Supervisor
(Ditching machine)



Note: The technical parameter for reference only.
For details, please contact us directly.




3WG-4 Multi-purpose countryside supervisor (Ditching)



3WG-4 Multi-purpose countryside supervisor (Earth up)

3WG-6
Multi-purpose Ridging Machine



Note: The technical parameter for reference only.
For details, please contact us directly.

Product feature and function:

- ★ Dry field/paddy field rotary operation
- ★ Applicable to tobacco/sugarcane/scallion/ginger/grape field ditching operation.
- ★ Orchard/plastic greenhouse drainage ditch.
- ★ Applicable to mountain field/hills/terrace potato ditching operation.

Main parameter:

Item	Technical parameter
Power: KAMA 186FS(kw)	4.05
Match: KAMA178FS(kw)	6.3
RobinEY28B(kw)	4.05
Overall dimension(mm)	1650 × 760 × 1010
Weight (kg)	190
Cultivating width(cm)	13-48
Cultivating depth(cm)	10-35
Walking iron-wheel	Two wheels
Ditch tools	one group

Major facilities: One set engine machine, one set gear box, one set transmission chain, two 4.00-8 wheels, one set cultivator machine with ditching machine, ditching wheels.



Scallion ditching machine



Ginger ditching operation



Sugarcane earth up operation



Potato earth up operation

Product features:

Multi-purpose ridging machine not only can be used while planting the tobacco, potato, hot pepper, Chinese cabbage, peanut to round up the ridge but also can be used while planting strawberry/ginseng/onion/flower to square ridge. At the same time match tamping device, fixed shape of the ridge, meeting the growing requirements in the process of gardening, raise working efficiency.

Main parameter:

Item	Technical parameter
Power: KAMA 186FS(kw)	4.05
Match: KAMA178FS(kw)	6.3
RobinEY28B(kw)	4.05
Overall dimension(mm):	1930 × 1000 × 1010
Weight (kg)	205
Ridging width(cm)	35-60
Ridging height(cm)	15-30
Walking iron-wheel	Two wheels
Ridging tools	one group

Major facilities: One set engine machine, one set gear box, one set transmission chain, two 4.00-8 wheels, one set cultivator machine with ridging machine.



Building ridge and solidify ridge



Tobacco ridging



Tomato ridging




Ridging operation



Tillage Machine

Tillage Machine

3WG-6
Multi-purpose Mulching Machine



Note: The technical parameter for reference only.
For details, please contact us directly.

2ZZY-1
Self-propelled Transplanting Machine



Note: The technical parameter for reference only.
For details, please contact us directly.

Product features:

Plastic film mulching cultivation with temperature, water conservation, moisturizing, improving the physical and chemical properties of soil, improve the fertilizing of the soil, restrain the growth of weeds, mitigate the plant diseases and insect pests. In the case of continuous rain dehumidification, to promote the growing of the plant, early bloom and yield, increase the production, reduce the cost of labour force. This kind of machine not only can adjust the width of the mulching, but can realize flat ground and on the ridge mulching operation. At the same time this machine can finished ridging and mulching operation the same time, both of these functions can satisfy the requirement in the process of gardening.

Main parameter:

Item	Technical parameters
Power: RobinEY28B(kw)	4.05
Match: KAMA 178FS(kw)	4.05
KAMA 186FS(kw)	6.3
Overall dimension (mm)	2800 × 1300 × 1010
Weight (kg)	220
Ridging width (cm)	40-70
Plastic sheeting (cm)	70-200
Rotary cultivation, ridging and mulching machine	Each one group

Major facilities: One set engine machine, one set gear box, one set tool box, two 4.00-8 wheels, one set cultivator machine, one set ridging machine, one set mulching machine, two walking wheels.

Product features:

- ★ With the function of opening hole/transplanting/cover soil
- ★ Applicable to mountains/hills/terrace/plastic greenhouses tobacco/hot pepper/ eggplant/ tomato etc the same plant as nutrition body nursery crops transplant operation.

Main parameter:

Item	Technical parameters
Power Robin EY28B(kw)	4.05
Overall dimension (mm)	1800 × 1120 × 1050
Weight (kg)	300
Width (mm)	800-1200
Deep (mm)	60-120
Operation number	1

Major facilities: frame of the machine, engine, transmission system, walking machine, vote for seeding device, transplanting device.



Ridging and mulching operation training



Ridging and mulching operation



Flat ridging and mulching machine effect



Tobacco field ridging and mulching planting



Transplanting after ridging



Transplanting in big field after mulching



Transplanting in small field after mulching

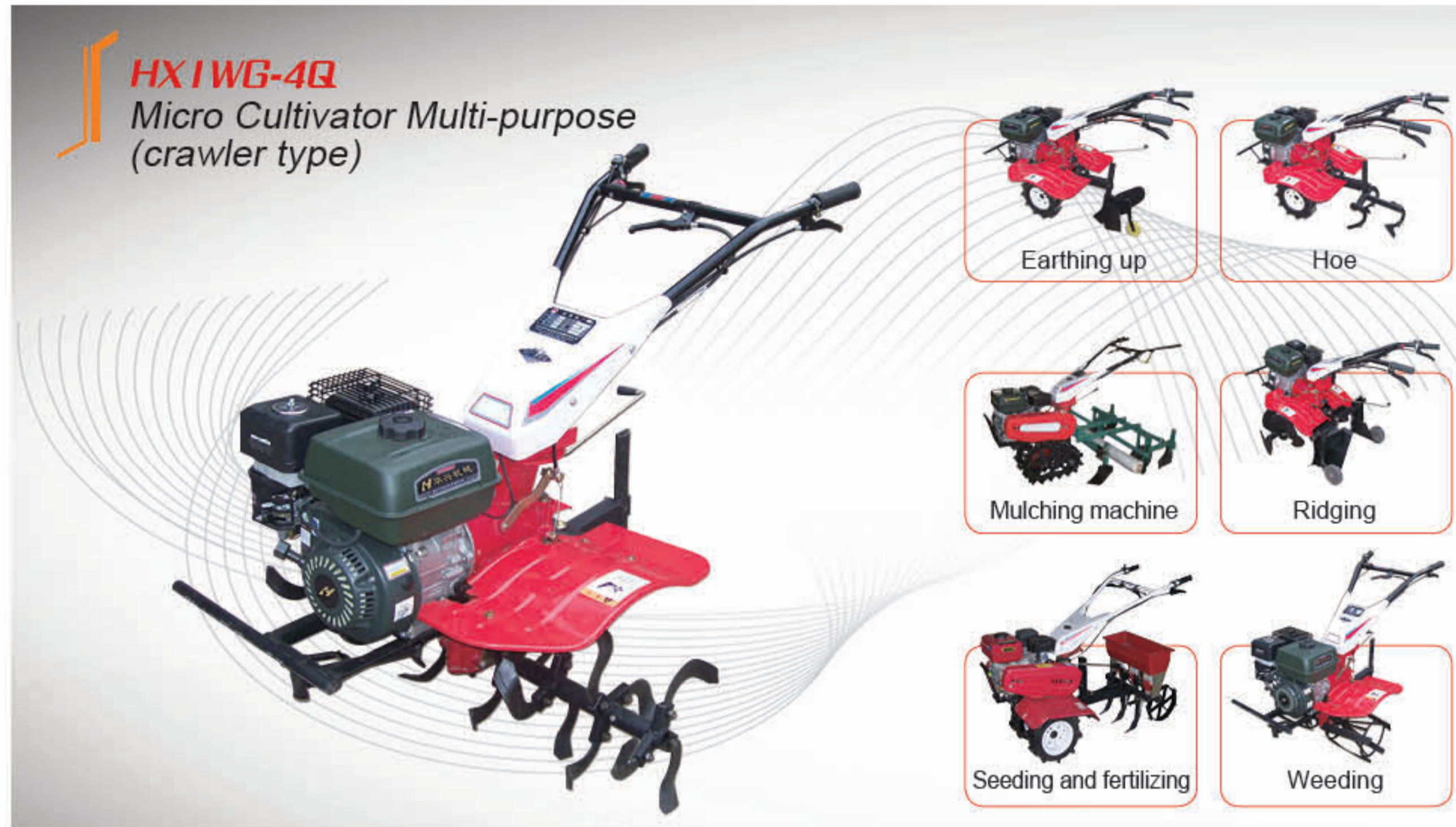


Transplanting in terrace field after mulching



Tillage Machine

Walking Tractor



Note: The technical parameter for reference only. For details, please contact us directly.

Note: The technical parameter for reference only. For details, please contact us directly.

Product features:

Total iron casting gear box, hard, difficult out of shape, high precision, long life.

★ Chain rail type walking, balance and stable, big engine, lower oil consuming, multi-functions, reliable performance, flexible control.

★ The handrail can be adjusted up-down, 360° rotating.

★ A wide use of range, can be used in orchard, mountain area, little hill, plastic booth, plain cultivating, deep cultivator, weeding, plough, ditching, earth up, seeding and fertilizing, ridging, mulching etc.

Main parameter:

Power	4kw(5HP gasoline engine)
Rated speed	3600r/min
Oil consuming(g/kwh)	<=375
Driving mode	triangular belt
Clutch type	tension wheel
Speed shift	forward I forward II back space
Weight(kg)	90
Cultivating width	600-1000mm
Cultivating depth	100-300mm
Cultivating style	six prism axis directly driving
Efficiency (h/h)	1-3hactares

Main parameter:

Engine	195Diesel engine
Overall dimension(mm)	2100 × 900 × 1250
Tire distance	680-740mm
Min ground distance	230mm
Weight	380kgs
Gear box	6 forwarder shift gear, 2 reverse shift gear

Main parameter:

Engine	S1100 Diesel engine
Overall dimension(mm)	2200 × 1250 × 1220
Tire distance	680-1000mm
Min ground distance	258mm
Weight	400kgs
Gear box	6 forwarder shift gear, 2 reverse shift gear



After walk cultivator



Cultivator



Ridging



Weeding wheel



Potato harvester



Cultivator



15HP walking tractor




Trailer



Transplanter Machine

HX2ZZA
Rice Transplanting Machine



Note: The technical parameter for reference only. For details, please contact us directly.

Product features:

4rows/6rows/8rows rice transplanting machine use the diesel engine, can let the machine work very well. The plant spacing of transplanting can be adjusted as requirement. The seeding transmission structure make the seedling transmission reliability.

Main parameter :

Item	6rows	8rows
Dimensions(mm)	2410 × 2132 × 1300	2415 × 2760 × 1300
Weight(kg)	290	320
Power(kw)	3.68	3.68
Transplant part	Single wheel drive ship plate profiling	Single wheel drive ship plate profiling
Work part	Split type crank connecting rod transplanting part	Split type crank connecting rod transplanting part
Row	6	8
Row distance(mm)	300	238
Plant spacing of transplants(mm)	120-140,140-170	120-140,140-170
Depth(mm)	15-35	15-35
Working speed(m/s)	0.35-0.58	0.35-0.58
Working efficiency(hectare/h)	2-3	3-5



2ZZC-6



HX2ZS-4



HX2ZZA-6



HX2ZZA-8238

Harvester Machine

4GL
Rice and Wheat Reaper



Note: The technical parameter for reference only. For details, please contact us directly.



Rice and wheat reaper with height device



Rice and wheat reaper with wide tires

Product features:

It is used for reaping wheat and rice that is between 0.5- 1.2meters high. The reaping width is 1.2 meters and 1.5 meters. It transmission gear takes the chains and sprocket wheels. It is hung in front of 3WG Countryside Supervisor during the reaping work. It has compact structure. It is convenient, agile, credible and good in performance. It is easy to operate and to maintain.

Main parameter :

Item	Technical parameter
Matching power: ROBIN EY28B (kW)	4.05
Match: KAMA 178FS (kW)	4.05
KAMA 186FS (kW)	6.3
Overall dimension (mm)	1170 × 1200 × 820
Working Efficiency	0.3~0.53 Ha./ h
Working speed	50-60m/min
Weight (kg)	230
Reaping width(mm)	1200/1500
Stubble height (mm)	≤ 100
Reaping style	Side lay
Total loss	< 1%

Major facilities: one set of engine, one set of gear box, one set of tool box, 120/150 harvester platform (height device), two 220/320mm wide tires.



Wheat harvester operation



Rice harvester operation



Hot pepper harvester operation



Reed harvester operation



Plant protection Machine

Plant protection Machine



Main parameter :

Item	Technical parameters
Matching power: ROBIN EY28B (kW)	4.05
Match: KAMA 178FS (kW)	4.05
KAMA 186FS (kW)	6.3
Outline dimension (mm)	3500 × 1300 × 4000
Work table size (mm)	1310 × 1000
Weight (kg)	460
Lifting height (m)	3.5

Supporting facility: one set manage machine, one set pump and gasoline, one set of lifting platform, four 5.00-12 tires.

Main parameter :

Item	Technical parameter
Tank Volume (L)	400
Net Weight (kg)	320
Spray Range(m)	>=25
Pump Flow (L/min)	16-24
Rotary Speed (hectare/h)	5-15
Matched Power	6-9Hp

Major facilities: one set of engine, one set of gear box, one set of tank and trailer, four 5.00-12 tires, one set of pipeline and hose reel, one set adjusting sprayer gun, one set remote sprayer gun.

Main parameter :

Item	Technical parameter
Match engine: tractor (HP)	>28
Overall dimension	1150 × 2100 × 1180
Pump	ZMB240 membrane pump
Working pressure(kpa)	0.3-0.5
Sprayer capacity(L/min)	16-24
Horizontal shot ride(m)	>=25
Remote distance (m)	>=100
Production rate(hectare/h)	5-15
Spray bar form	Three artificial collapse

Major facilities: one set of tractor, one set of tank, pressure equipment and pipes set, one set of sprayer rod.

Main parameter :

Item	Technical parameter
Diesel generating set(kw)	3.8
Overall dimension	1550 × 940 × 1050
Weight(kg)	106
Sprayer capacity(L/min)	30-45
Horizontal shot ride(m)	>=18
Production rate(hectare/h)	5-10

Major facilities: one set air-cooled gasoline engine, 30 type ram pump, one set trolley and 300L tank, one set pipe and hose reels, one set adjusting sprayer gun, remote sprayer gun.



Building and fixing shed



Building and fixing fan



Forest weeding sprayer



Dump disinfectant sprayer



Demo of pole sprayer



Weeds in field operations



Greening belt sprayer



Factories/district greening belt sprayer



Matching Tools



KG16




KG18




KG25




KG30



KG48



CCD




ZGD




QLD



WXGD



XSNXGD




HTD



SXD



STD



FTQ



SHB



FLCXB

Matching Tools



WKGTL



KGTL



FHTL



QLTL



JL4.00-8



FHLT220



FHLT320



BHXL



CCL



FZL



DHL



DML



TGBSX



TGXSQ



WXSQ



WFHB