



borebo刹车线

安全源于品质/卓越始于专注

Safety stem from qulality. Excellence begin with concentration

公司产品通过以下认证检测：

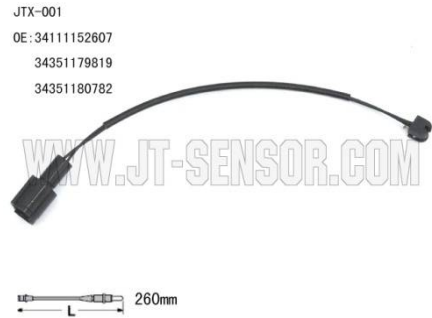


INDEX/TABLE OF CONTENTS


BMW	P. 3
MERCEDES BENZ	P. 26
PORSCHE	P. 34
LANDROVER	P. 43
JAGUAR	P. 47
CADILLAC	P. 48
ROVER	P. 49
VW/AUDI	P. 51
OPEL	P. 61
LEXUS	P. 68
OTHER SERIES	P. 71
TRUCK/BUS	P. 100

BRAKE WEAR SENSOR

Wear sensors for BMW



JT. NO	Lenght (mm)	WVA. NO	OE. NO	Model	Axle
JT8100101	265	20180 20437 20629	34111152607	BMW M3	F&R
		20675 20995 21607	34351179819	BMW M5	F
		29013	34351180782	BMW Serie 3/E30	R
		CTD6031 D163 D279	5001829545	BMW Serie 5/E28	F
		D395 D692		BMW Serie 6/E24	F&R
					BMW Z1
			RENAULT M140	F	
			RENAULT M230	F	
			RENAULT S130	F	
			RENAULT S150	F	
			RENAULT S170	F	
JT8100102	220	20968-D394	34112225107	BMW M5/E34/E28	F&R
		20995-D396	34351180781	BMW Serie 5/E34	R
		20309-D1254		BMW Serie 7/E32	F&R
		21282/21283-D548			
JT8100103	315		34351181802	BMW Serie 5/E34	F
JT8100104	165		CTD6045/D946 34351179821 34351180780/34212225229		



JT. NO	Lenght (mm)	WVA. NO	OE. NO	Model	Axle
JT8100201	220	20968-D394	34351179820	BMW M5/E28	F
		20995-D396	34351180781	BMW M6/E24	F
		20309-D1254	34112225107	BMW Serie 5/E12/D28	F&R
			34351180432	BMW Serie 7/E23	F&R
JT8100202	315	20968	34351181802	BMW Serie 5	F
JT8100203	230	20309 20968 20995	34351180432	BMW M5/E34/E28	F&R
			34351180781	BMW Serie 5/E34	F&R
				BMW Serie 7/E32	F&R

Axle	Model	OE. NO	WVA. NO	Lenght (mm)	JT. NO	
F	BMW Serie 3/E30	34351153964	21173 21068	250	JT8100301	<p>JTX-003 OE: 34351153964 34359058889</p>
F	BMW Z1	34359058889	CTD6032 D493			
Axle	Model	OE. NO	WVA. NO	Lenght (mm)	JT. NO	
F	BMW M5 (E39) 1995. 11-2003. 6	34351163065	D725/21677/21676	830	JT8100401	<p>JTX-004 OE: 34351163065 34352229018</p>
F	BMW Serie 5 (E39) 1997. 01-2004. 05	34352229018	D947/D1410/21990 GDB1404/GDB1264 WK278			
F	BMW Z8/E52	34351166057	21486	765	JT8100402	<p>830MM</p>
Axle	Model	OE. NO	WVA. NO	Lenght (mm)	JT. NO	
R	BMW M5/E39	34351163066	21691	550	JT8100500	<p>JTX-005 OE: 34351163066</p>
R	BMW Serie 5/E39		D396/D692			
R	BMW Z8/E52		GDB917/GDB1343			

	JT. NO	Lenght (mm)	WVA. NO	OE. NO	Model	Axle
<p>JTX-006 OE: 34351163117</p> 	JT8100600	585	21064 21484 D394/D901/GDB1264 GDB1305/	34351163117	BMW Serie 7/E38	F
<p>JTX-007 OE: 34351163207</p> 	JT8100700	1100	21691 23308 23309 23310 23412 23730 CTD6037/D919	34351163207	BMW Serie 5/E39	R
<p>JTX-008 OE: 34351164371</p> 	JT8100800	605	21925 20748 20749 20891/D278 CTD6033	34351164371	BMW Serie 3/E46 BMW Z4	F F

Axle	Model	OE. NO	WVA. NO	Lenght (mm)	JT. NO	
R	BMW Serie 3/E46	34351164372	21934 21935 CTD6034/D396 D692	1335	JT8100901	JTX-009 OE: 34351164372 
R	BMW M3/E46	34352229780	21487 D548/D683	1365	JT8100902	
Axle	Model	OE. NO	WVA. NO	Lenght (mm)	JT. NO	
F	BMW X5/E53	34351165579 CTD6044 23448 23449 D920 WK418	21486 21642 D681 21284 21285 21471 D547	800	JT8101000	JTX-010 OE: 34351165579 
Axle	Model	OE. NO	WVA. NO	Lenght (mm)	JT. NO	
R	BMW X5/E53	34351165580 WK420	21487 D548/D683 GDB1304/GDB1530	715	JT8101100	JTX-011 OE: 34351165580 


	JT. NO	Lenght (mm)	WVA. NO	OE. NO	Model	Axle	
<p>JTX-012 OE: 34351165729</p>	JT8101200	585	21486 D681 GDB1261 D682 21484 GDB1285	34351165729	BMW Serie 7 E38	F	
	<p>JTX-015 OE: 34351181337 34351181338</p>	JT8101301	570	21471/21486 CTD6038/D547/D683/D681 WK239	34351182064	BMW Serie 7/E38	F
		JT8101302	788	21643/21292/21293 D558/GDB1100 D781/21913/23287	34351181337 34351181338	BMW Serie 3/E36 BMW Z3	F F
		JT8101303	810	20968 23126 21211 D947/21212 21064/D394 CTD6042/23474	34352227385	BMW M3/E36 BMW M-Coupe BMW M-Roadster	F F F
<p>JTX-016 OE: 34351181342 34351181344</p>	JT8101401	260	21282 D683/GDB1304/D548	34351181825	BMW Serie 8/E31	R	
	JT8101402	370	20309 21284 21471 D547 21285	34351181823	BMW Serie 8/E31	F	
	JT8101403	790	20180 21607	34351181342 34351181344	BMW M3/E36 BMW Serie 3/E36	R R	
	JT8101404	840	20180 20995 21607 21933 21934 21935 D396 D692 D763 CTD6043	34351182533	BMW M-Coupé BMW M-Roadster BMW Serie 3/E36 BMW Z3	R R R R	

Axle	Model	OE. NO	WVA. NO	Lenght (mm)	JT. NO	
R	BMW Serie 7/E38	34351182065	21487 21282/D683 21691 20180 20996 CTD6039/D396 D548/D683	620	JT8101500	
Axle	Model	OE. NO	WVA. NO	Lenght (mm)	JT. NO	
F	BMW M5	34352282935		689	JT8101600	
F	BMW M6	34352773017				
Axle	Model	OE. NO	WVA. NO	Lenght (mm)	JT. NO	
F	BMW M3 Coupe	34352283335	WK685	672	JT8101701	
F	BMW M3 Coupe 3系四门	34352283405		685	JT8101702	







	JT. NO	Lenght (mm)	WVA. NO	OE. NO	Model	Axle
<p>JTX-029 OE: 34353411756</p> <p>WWW.JT-SENSOR.COM</p>	JT8101801	740	D681/21486/GDB1261 D946/23183/23182/21676	34353411756	BMW X3 E83	F
	JT8101802	745		34353414662	BMW X3 E83	F
<p>JTX-030 OE: 34353411757</p> <p>WWW.JT-SENSOR.COM</p>	JT8101901	1057	21487/GDB1304 D683/D548	34353411757	BMW X3 E83	R
	JT8101902	1220/1140	21934 21935 D763/D1442 GDB1344/GDB1430	34356757896	BMW Z4 (E85)-2003. 02 BMW Z4 Coupe (E86) Coupe-2006. 03	R R

	JT. NO	Lenght (mm)	WVA. NO	OE. NO	Model	Axle
	JT8101903	1240/1160		34357836969	BMW Z4	R
						

	JT. NO	Lenght (mm)	WVA. NO	OE. NO	Model	Axle



	JT. NO	Lenght (mm)	WVA. NO	OE. NO	Model	Axle
<p>JTX-032 OE: 34356751311</p>  <p>WWW.JT-SENSOR.COM</p>	JT8102000	650-660	23183	34356751311	BMW M3	F
				D946/GDB1531/21676		BMW Serie 3/E46
			WK428			

Axle	Model	OE. NO	WVA. NO	Lenght (mm)	JT. NO	
F	BMW Serie 7 E65 E66	34356755266	23312/23311/23704	830	JT8102100	JTX-033 OE: 34356755266 34356778038 
F	BMW X1	34356778037	D918/D1260/GDB1498 D1151/23791/23792 GDB1558			
Axle	Model	OE. NO	WVA. NO	Lenght (mm)	JT. NO	
R	BMW Serie 7 E65 E66	34356755267	D548/D683/21487	840	JT8102200	JTX-034 OE: 34356755267 34356778038 
R		34356778038	D1042/23447/GDB1727 D919/23309/23730 GDB1502/GDB1560			
Axle	Model	OE. NO	WVA. NO	Lenght (mm)	JT. NO	
R	MINI Cabrio/R52	34356761447	23281/23282	885	JT8102300	JTX-049 OE: 34356761447 34356778156 
R	MINI Cooper/R53	34356778175	CTD6047/D939			
R	MINI One/R53	35356778156	GDB1476 GDB1374 D1204/23984/23985 GDB1712			

	JT. NO	Lenght (mm)	WVA. NO	OE. NO	Model	Axle
JTX-050 OE: 34356761448 34356778157   1095MM	JT8102400	1093	23716/23717/24043	34356761448	MINI Cabrio/R52	R
			CTD6048/D1060	35356778157	MINI Cooper/R53	R
			D940		MINI One/R53	R
JTX-036 OE: 34356762252   635MM	JT8102500	635	D1371/24316/GDB1802	34356762252	BMW Serie 1 E81 E87	F
			D1061/24096/GDB1662	34356789439	BMW Serie 3 E90	F
			D1228/23935/23999		BMW X1	F
			D1505/23313/GDB1854			
			24688/24689			
	D918/23347					
JTX-037 OE: 34356762253   1093MM	JT8102600	1093	D1226/23623/23624	34356762253	BMW Serie 1 E81 E87	R
			GDB1612	34356789445	BMW Serie 3 E90	R
			D1171/23926/23927	WIR5144		
			D1267	WK548		
			D1267	34216784808		
			D1372/34216784808/24315			
			D1042			


Axle	Model	OE. NO	WVA. NO	Lenght (mm)	JT. NO
F	BMW Serie 5 E60 E61	34116783542	23308 23311 23312	670	JT8102700
F	BMW Serie 6 E63 E64	34356764298	CTD6035 23309		
F	BMW X1	34356768595	D918/D919 GDB1498		
		34356776421	D1151/23791/23792		
		34356789492	GDB1558/GDB1502		
		34356759917	GDB1558/GDB1502		
		WIR5152	D1061		
Axle	Model	OE. NO	WVA. NO	Lenght (mm)	JT. NO
R	BMW Serie 5 E60	34356764299	23732 23737	690	JT8102800
R	BMW Serie 6 E63 E64	34356768596	CTD6036		
		34356776422	D1042		
		34356789493	GDB1560 GDB1727		
		WIR5141			
		34356759918			
Axle	Model	OE. NO	WVA. NO	Lenght (mm)	JT. NO
R	BMW Serie 5/E61	34356763667	23732 23737	883	JT8102900
		34356768597			
		34356776423	D1042		
		34356789494	GDB1560 GDB1727		


	JT. NO	Lenght (mm)	WVA. NO	OE. NO	Model	Axle
	JT8103000	850	D1061/24096/GDB1662	34356764851	BMW Serie 3/E90/E91	F
			24193	34356777650		
			WK630	34356789441		
			D1505/23313/GDB1854			
			24688/24689			
			D918/23347			
	JT8103100	1012	23308 23309 23730	34356771766	ALPINA B7	R
			23886 24458 24494	34356780699	BENTLEY Arnage	R
			24695	34356789505	BENTLEY Azure	R
			WK643		BENTLEY Continental	R
			D919 GDB1502		BMW Serie 3	R
			D1042/23732/GDB1727		BMW Serie 5	R
					BMW Serie 6	R
					BMW Serie 7	R
					BMW X5 E70 2007.02	R
					BMW X6 E71 E72 2008.05	R
		ROLLS ROYCE Phantom	R			
<p>JTX-043 OE: 34356772008 34356789501</p>	JT8103201	960	24171 24172 24173	34356772008	BMW X5 E70	F
			D1381 D1294/24170	34356789501	BMW X6 E71 E72	F
			GDB1726			
	JT8103202	953	23447 24172	34216763043	BMW Serie 5	R
			D1042 GDB1560	34216763044	BMW Serie 6	R
			GDB1727	34356773008	BMW X5 E70	F&R
				34356789502	BMW X6 E71 E72	F&R
<p>965mm</p>	JT8103203	998		34356780698	BMW X5 E70	F
				34356789503	BMW X6 E71 E72	F


Axle	Model	OE. NO	WVA. NO	Lenght (mm)	JT. NO	
F	MINI Cooper/R56	34356773017	24478/D1403	807	JT8103300	
F	MINI Cooper/R56	34356783230	23915/23916			
F	MINI One/R56	34356789329 WIR5195	24165/D1308 WK638 D1204/23984/23985 GDB1712			
Axle	Model	OE. NO	WVA. NO	Lenght (mm)	JT. NO	
R	MINI Cooper/R56	34356773018	24289/24290	1127	JT8103400	
R	MINI Cooper S/R56	34356783772	D1309			
R	MINI One/R56	34356789330 WIR5196				
Axle	Model	OE. NO	WVA. NO	Lenght (mm)	JT. NO	
F	BMW Serie 1(E81 E87)	34356779619	24136 24137 23482	692	JT8103500	 <p>JTX-048 OE: 34356779619</p> <p>WWW.JT-SENSOR.COM</p> <p>690MM</p>
F	BMW Serie 3(E90 E91 E92 E93)	34356789440	D1095 GDB1621 D1042/23732/GDB1727 WK641 WIR5199			


	JT. NO	Lenght (mm)	WVA. NO	OE. NO	Model	Axle
<p>JTX-047 OE: 34356777649</p>	JT8103600	685	24136 24137 23482	34356777649	BMW Serie 3(E90)	F
			D1095 GDB1621		BMW 3 Touring (E91)	F
			WK629		BMW 3 COUPE (E92)	F
					BMW 3 Cabriolet (E93)	F
	JT. NO	Lenght (mm)	WVA. NO	OE. NO	Model	Axle
<p>JTX-051 OE: 34357836795</p>	JT8103700	612		34357836795	Z4 (E85) Cabriolet	F
			WK627		Z4 Coupe (E86) Coupe	F
	JT. NO	Lenght (mm)	WVA. NO	OE. NO	Model	Axle
	JT8103800	1070	D1505/24688/24689	34356775850	BMW Serie 7 F01 F02	F
			D1597/24688/GDB1854		BMW Serie 530d GT F07GT	F

Axle	Model	OE. NO	WVA. NO	Lenght (mm)	JT. NO
R	BMW Serie 7 F01 F02 2009.08	34356775858	D919	1050	JT8103900 ☞
					
Axle	Model	OE. NO	WVA. NO	Lenght (mm)	JT. NO
F	BMW Serie 5 F07	34356791958	24436 24437	1080	JT8104000 ☞
F	BMW Serie 5 GT F07GT	34116775310	D1443 D1529		
F	BMW Serie 6	D1504	FDB4258		
F	BMW Serie 7	D1505	25046 25047		
F	BMW Serie 7 F01 F02	D1597/24688/GDB1854	D1409 GDB1838		
F	BMW X6 F10 F11 F18				
					
Axle	Model	OE. NO	WVA. NO	Lenght (mm)	JT. NO
R	BMW Serie 7 F01 F02 F03	34356791960	GDB1499	1060	JT8104100 ☞
R	BMW Ghost RR4(摩托车)		D919		
					

JT. NO	Lenght (mm)	WVA. NO	OE. NO	Model	Axle
JT8104200 	1060		34356791961	BMW Serie 5 GT F07	R

JT. NO	Lenght (mm)	WVA. NO	OE. NO	Model	Axle
JT8104300 	915	24704 D1469 GDB1869 D1473/24561/24562 GDB1840 34216769741/D1473	34356791962	BMW5 (F10) 520d 525d 530d 535d BMW5 (F10) 523i 528i;535i;550i BMW 5 (F10) 550ixDrive BMW 6 (F12) 640i 650 i BMW Serie 6 (F13) 640i	R R R R R

JT. NO	Lenght (mm)	WVA. NO	OE. NO	Model	Axle
JT8104400 	980		34356789444	BMW E89 Z4 (R)	R

Axle	Model	OE. NO	WVA. NO	Lenght (mm)	JT. NO
R	BMW E89 Z4 SD 23i-30i-35i	34356789446	24559 24560 D1433 GDB1827	1350	JT8104500 







Axle	Model	OE. NO	WVA. NO	Lenght (mm)	JT. NO
F	BMW E90 Sedans 320 d 330i	34356792559		655	JT8104600
F	BMW E81 116i-120d				
F	BMW E82 120i128i120i125i				
F	BMW E87 E87N Serie1 durvju				
F	BMW E88 Serie1 Kabriolets				
F	BMW E91 E91N Serie3 Tou				
F	BMW E92 Serie3 Kupeja				
F	BMW E93 Serie3 Kabriolets				




Axle	Model	OE. NO	WVA. NO	Lenght (mm)	JT. NO
F	BMW E90 Sedans 320 d 330i	34356792560		730	JT8104700 
F	BMW E81 116i-120d				
	BMW E82 120i128i120i125i				
	BMW E87 E87N Serie1 durvju				
	BMW E88 Serie1 Kabriolets				
	BMW E91 E91N Serie3 Tou				
	BMW E92 Serie3 Kupeja				
	BMW E93 Serie3 Kabriolets				




	JT. NO	Lenght (mm)	WVA. NO	OE. NO	Model	Axle
	JT8104800 	870		34356792561	BMW X1 (E84) Kombi 2009.03	F
					BMW 3 Touring (E91) Kombi 2005.09	F
					BMW 3 Coupe (E92) Coupe 2006.06	F
					BMW 3 (E90) Stufenheck 2005.01	F

	JT. NO	Lenght (mm)	WVA. NO	OE. NO	Model	Axle
	JT8104900 	680		34356792562	BMW X1 (E84) Kombi	F


	JT. NO	Lenght (mm)	WVA. NO	OE. NO	Model	Axle
	JT8105000 	1015		34356792563	BMW X1 E84	F
					BMW Z4 E89 2010.09	F

Axle	Model	OE. NO	WVA. NO	Lenght (mm)	JT. NO	
R	BMW 128i/E81 E82 E87 E88 E90 E92 E93	34356792564	23623 23924 D1226 GDB1612	1109	JT8105101	
R	BMW 135i					
R	BMW Serie 1					
R	BMW Serie 3					
Axle	Model	OE. NO	WVA. NO	Lenght (mm)	JT. NO	
R	BMW E84, XD 25i, 28i, 18d, 20d	34356792565		1145	JT8105200	
R	BMW X1 E84 SD, 18i, 18d, 20d 2010.09					
Axle	Model	OE. NO	WVA. NO	Lenght (mm)	JT. NO	
R	BMW Z4 E89 2010.09	34356792566		1360	JT8105300	
						



JT. NO	Lenght (mm)	WVA. NO	OE. NO	Model	Axle
JT8105400	985		34356792567	BMW X5 E70	F
				BMW X6 E71	F



JT. NO	Lenght (mm)	WVA. NO	OE. NO	Model	Axle
JT8105500	1020		34356792568	BMW X5 4.8is E70	F
				BMW X5 (F15)sDrive 25d/2013	F
				BMW X5 (F15) M 50 d/2012	F

JT. NO	Lenght (mm)	WVA. NO	OE. NO	Model	Axle
JT8105600	1010		34356792569	BMW X5 E70 2007.02/2012	F
			34356860181	BMW X6 E71 E72 2008.05	F

Axle	Model	OE. NO	WVA. NO	Lenght (mm)	JT. NO
R	BMW X5 E70 2007.02	34356792571		1050	JT8105700 
R	BMW X6 E71 E72 2008.05	34356854168			
	BMW X5 F15				





Axle	Model	OE. NO	WVA. NO	Lenght (mm)	JT. NO
R	MINI (R50, R53) Schrägheck 2001-2006	34356792572		815	JT8105800 <small>OE: 34356792572</small> 
R	MINI (R56) Schrägheck 09.2006	WIR5195			
R	MINI Cabriolet (R57) Cabriolet 11.2007				
R	MINI CLUBMAN (R55) Kombi 10.2007				
R	MINI Coupe (R58) Coupe 09.2011				
R	MINI Roadster (R59) Cabriolet 02.2012				




Axle	Model	OE. NO	WVA. NO	Lenght (mm)	JT. NO
R	MINI (R50, R53) Schrägheck 2001-2006	34356792573		1140	JT8105900
R	MINI (R56) Schrägheck 09.2006	WIR5196			
R	MINI Cabriolet (R57) Cabriolet 11.2007				
R	MINI CLUBMAN (R55) Kombi 10.2007				
R	MINI Coupe (R58) Coupe 09.2011				
R	MINI Roadster (R59) Cabriolet 02.2012				







	JT. NO	Lenght (mm)	WVA. NO	OE. NO	Model	Axle
	JT8106000	700		34356794285	BMW 135i E88	F

	JT. NO	Lenght (mm)	WVA. NO	OE. NO	Model	Axle
	JT8106100	1020	24524 D1429/GDB1826	34356789080	BMW X5 M E70 BMW X6 M E71 BMW X5 (F15)sDrive 25d/2013 BMW X5 (F15) M 50 d/2012	F左 F F F

	JT. NO	Lenght (mm)	WVA. NO	OE. NO	Model	Axle
	JT8106200	632		34356790340	X1 (E84) Kombi 03.2009	F


Axle	Model	OE. NO	WVA. NO	Lenght (mm)	JT. NO	
R	X1 (E84) Kombi 03.2009	34356790341		1130	JT8106300 ☞	
Axle	Model	OE. NO	WVA. NO	Lenght (mm)	JT. NO	
F	BMW X3 F25 xDrive35i xDrive20d 2010.09	34356790303	D1561	956	JT8106400 ☞	
Axle	Model	OE. NO	WVA. NO	Lenght (mm)	JT. NO	
R	BMW X3 F25 xDrive35i xDrive20d 2010.09	34356790304	D1473	1243	JT8106500 ☞	

	JT. NO	Lenght (mm)	WVA. NO	OE. NO	Model	Axle
	JT8106600 	670	D1561	34356792289	BMW 3 Series F30 (E21, E30, E36, E46, E90, E91, E92, E93) 328i (2011, 2012) BMW 1 F20(116i 125i)	F
	JT8106700	1043		34356792292	BMW 3 Series (E21, E30, E36, E46, E90, E91, E92, E93) 320i Sedan 2012 BMW 3 Series (E21, E30, E36, E46, E90, E91, E92, E93) 328i Sedan 2012 BMW 3 Series (E21, E30, E36, E46, E90, E91, E92, E93) 335i Sedan-2012	R R R
	JT8106800	910		34359804833	MINI Countryman (R60) Cooper Cooper S / Cooper S ALL4 MINI MINI Countryman (R60) One	F F F F

Axle	Model	OE. NO	WVA. NO	Lenght (mm)	JT. NO	
R	MINI Countryman (R60) Cooper	34359804834		955	JT8106900	
R	Cooper S / Cooper S ALL4					
R	MINI					
R	MINI Countryman (R60) One					
Axle	Model	OE. NO	WVA. NO	Lenght (mm)	JT. NO	
R	BMW 5 Series (E61 2004/06)	34352283035		1005	JT8107000	
Axle	Model	OE. NO	WVA. NO	Lenght (mm)	JT. NO	
	BMW 5 Touring F11	34356791963 8DK355252331		1110	JT8107100	

JT. NO	Lenght (mm)	WVA. NO	OE. NO	Model	Axle
 JT8107200	1135		客户样品		

JT. NO	Lenght (mm)	WVA. NO	OE. NO	Model	Axle
 JT8107300	1035		34352284343 355252271	BMW5 (F10, F18) M5 BMW 6 Convertible (F12) M6	R*1



JT. NO	Lenght (mm)	WVA. NO	OE. NO	Model	Axle
 JT8107400	905		34356858080	MINI Roadster (R59) 2012 MINI Coupe (R58) 2011 MINI Convertible (R57) 2008-2011	F*1 F*1 F*1

Axle	Model	OE. NO	WVA. NO	Lenght (mm)	JT. NO	
		34356791964		915	JT8107500	
Axle	Model	OE. NO	WVA. NO	Lenght (mm)	JT. NO	
F	5系E60 (2001-2009) 5系E60 LCI (2005-2010) 5系E61 (2002-2007) 5系E61 LCI (2005-2010) 宝马i3 (I01) Hybrid(201308-) 宝马i3 (I01) electric (201308-)	34356799329		680	JT8107600 	
Axle	Model	OE. NO	WVA. NO	Lenght (mm)	JT. NO	
R	宝马i3 (I01) Hybrid(201308-) 宝马i3 (I01) electric (201308-)	34356857154		685	JT8107700 	




	JT. NO	Lenght (mm)	WVA. NO	OE. NO	Model	Axle
<p>JT8107800 OE:34356858645</p>	JT8107800	1228		34356858645	宝马i8	R*1
<p>JT8107900 OE:34356865611</p>	JT8107900	430/235		34356865611 34356799735	15款迷你前 F55/F56 MINI (F55) Cooper MINI (F56) Cooper	F
	JT8108000	642		34356865612 34356799736 D1762	15款迷你后 F55/F56 宝马2 Active Tourer (F45), MINI (F55) Cooper	R

Axle	Model	OE. NO	WVA. NO	Lenght (mm)	JT. NO	
F*1	宝马i8 (I01) (201403-)	34356873864 34356858644		965	JT8108010	
R*1	MINI Roadster (R59) 2012 MINI Coupe (R58) 2011 MINI Convertible (R57) 2008-2011	34356859135		1160	JT8108020 	
R	BMW 2 Active Tourer (F45)	8DK355252641		475/250	JT8108030	
R	BMW 2 Gran Tourer (F46) 218 i	355252641				
R	BMW X1 (F48) sDrive 16 d	34356865613				
R	MINI CLUBMAN (F54) Cooper					
R	MINI Convertible (F57) Cooper S					

JT. NO	Lenght (mm)	WVA. NO	OE. NO	Model	Axle
 JT8108040 	915	25900/25901	34356861807	G12-740ex/740i/750i/750ix (2015-2017) G11-750ix	前/F

JT. NO	Lenght (mm)	WVA. NO	OE. NO	Model	Axle
 JT8108041 	919		34356861808	G12-740ex/740i/750i/750ix (2015-2017) G11-750ix	后/R

JT. NO	Lenght (mm)	WVA. NO	OE. NO	Model	Axle
JT8108042					

Axle	Model	OE. NO	WVA. NO	Lenght (mm)	JT. NO	
F	宝马5系15款	34356791959		1095MM	JT8108043	
F*1	劳斯莱斯幻影跑车版 (RR3N) 2011-2015 幻影三厢版 (RR1) 2004-2007 幻影三厢版 (RR1N) 2011-2014	34356779247 34356759894			JT8108044	
R*1	劳斯莱斯幻影跑车版 (RR3N) 2011-2015 幻影三厢版 (RR1) 2004-2007 幻影三厢版 (RR1N) 2011-2014	34356779248 34356759895			JT8108045	

JT. NO	Lenght (mm)	WVA. NO	OE. NO	Model	Axle
--------	-------------	---------	--------	-------	------

JT8108046

JT. NO	Lenght (mm)	WVA. NO	OE. NO	Model	Axle
--------	-------------	---------	--------	-------	------

JT8108047

JT. NO	Lenght (mm)	WVA. NO	OE. NO	Model	Axle
--------	-------------	---------	--------	-------	------

JT8108048

Wear sensors for Ms-Benz

Axle	Model	OE. NO	WVA. NO	Lenght (mm)	JT. NO
F	MERCEDES 190/230/280/300	0005400217	20341 20392 20784	90	JT8200101
F&R	MERCEDES A-Class/Class/CL	1235400017	21027 21153 21197		
F&R	MERCEDES E-Class/S-Class/SL	1265402017	21301 21303 21305		
		6015401317	21439 21664 21670		
		W124W126W140W168W202	21899 23070/D1250		
		9699002130/5099878AA	D603		
F&R	MERCEDES BENZ C-Class	A1405401217	20784	95	JT8200102
F&R	MERCEDES BENZ CLK	D424 D561 D577 D578			
F&R	MERCEDES BENZ E-Class	D603 D645 D689 D710			
F&R	MERCEDES BENZ SL	D740 D853 D876 D987			
F&R	MERCEDES BENZ SLK	D620 D495			
		W124W126W140W168W202	D1072 D145		
F&R	MERCEDES BENZ ML	1635401517	23157 23271	114	JT8200103
		1635401717			
F&R	MERCEDES BENZ ML	2025400717	23157 23271	148	JT8200104
			CTD6057/D927		
F&R	MERCEDES BENZ Unimog MB-TRAC [1973-1991] 乌尼莫克卡车 [1966-]	A4355420017	20392 29581	300	JT8200105

Axle	Model	OE. NO	WVA. NO	Lenght (mm)	JT. NO
F	MERCEDES BENZ 190	2015400317	20341 20941 21055	150	JT8200200
F	MERCEDES BENZ 200	1265400617	21301		
F	MERCEDES BENZ 500		D423		
F	MERCEDES BENZ E-Class		D487		

JTX-056
OE: 0005400217
1235400017
1265402017
6015401317



JTX-057
OE: 2105400317
1265400617






	JT. NO	Lenght (mm)	WVA. NO	OE. NO	Model	Axle
<p>JTX-059 OE: 2205400617 2205400717</p>  	JT8200300	95	23045 23078 23157	2115401717	MERCEDES BENZ A-Class/C-Class	F&R
			23271 23745 23462	2205400617	MERCEDES BENZ CL/CLK/CLS	F&R
			CTD6014 D847 D848	2205400717	MERCEDES BENZ E-Class/S-Class	F&R
			D874 D987 D873/25219		MERCEDES BENZ SL/SLK	F&R
			23144/23145/D872	24077/GDB1629/GDB1630	MERCEDES BENZ Vaneo	F
			23541/23943/23944	D1121/23945/GDB1693		
			D983A/D984A/23478	0064207220		
			23334/23335/D986			
			D740A			
			D985A/23285/GDB1575			
D1689						
<p>JTX-071 OE: 2205400617 2205400717</p>  	JT8200400	95	24253	2115401717	MERCEDES BENZ A-Class	F
			24311 24976-D1420 24206	2205400617	MERCEDES BENZ B-Class	F
			D1340/24207/24306	2205400717	MERCEDES BENZ C-Class	F&R
			24253 24254/D1341	WIR5133	MERCEDES BENZ E-Class	F&R
			24208 24209/D1342	B1046	MERCEDES BENZ GLK	F&R
			23881/D1357	A2115401717	MERCEDES BENZ S-Class	F&R
			GDB1736 25219	D1406	A209 R230 R231 W211W221 W169	
			D985A/23285/GDB1575	D1646	W212 E260 E300 E320 E180	
			23334/23335/D986/D1424	D1694	W204 W220	
			6001A	A2129057001		
D847/D1231						
D1689/CTD6014						
<p>JTX-060 OE: 2115400717</p>  	JT8200500	101	23745 23271 23045	2115400717	MERCEDES BENZ CLS	F
			23462	B1047	MERCEDES BENZ E-Class	F
			CTD6046-117MM	A2115400717		
			D847			
			23541/23943/23944			
			D983B/D984B/23478			
			D740B/D1231			
			D985B/23285/GDB1575			
			6001B			

Axle	Model	OE. NO	WVA. NO	Lenght (mm)	JT. NO
F	MERCEDES BENZ ML	1635401317	23193 23196 23194 23195 23196 21901 21902 CTD6017/D760	185	JT8200600
<p>JTX-061 OE:1635401317</p>					
Axle	Model	OE. NO	WVA. NO	Lenght (mm)	JT. NO
F	MERCEDES BENZ C-Class	2105401117	D682 21484 21485	74	JT8200700
F	MERCEDES BENZ CLK	2105400117	GDB1285		
F	MERCEDES BENZ E-Class				
F	MERCEDES BENZ S-Class				
<p>JTX-064 OE:2105401117 2105400117</p>					
Axle	Model	OE. NO	WVA. NO	Lenght (mm)	JT. NO
R	DODGE Sprinter	6395401417	29190	95	JT8200801
R	MERCEDES BENZ Sprinter/Viano	A6395401517			
R	MERCEDES BENZ Vito	2E0906206G			
R	VOLKSWAGEN Crafter	SU. 164/68006722AA a6395401417 68013762AA			
F	DODGE Sprinter	2E0906206C	29192 29200	117	JT8200802
F	MERCEDES BENZ Sprinter	9065401417			
F	VOLKSWAGEN Crafter	9065401517			
F	WORKHORSE W42	2E0906206A 68006717AA			
<p>JTX-065 OE:2205401517 6395401417</p>					

	JT. NO	Lenght (mm)	WVA. NO	OE. NO	Model	Axle
JTX-066 OE: 1715400617  	JT8200901	84		2E0906206B 9065401317 a9065401317	MERCEDES BENZ Sprinter VOLKSWAGEN Crafter	R R
	JT8200902	117	23271 23745	1715400617	MERCEDES BENZ C63 AMG MERCEDES BENZ CLK SLK MERCEDES BENZ S-Class	R F F F
	JT8200903	98		1715400617 D939	MERCEDES BENZ C63 AMG MERCEDES BENZ CLK W221 S350 S500 S600	F F
	JT. NO	Lenght (mm)	WVA. NO	OE. NO	Model	Axle
JTX-067 OE: 9015400217 9015400317  	JT8201000	189	21576 29076 29153	2D0919351A 9015400217 9015400317 5103583AB	MERCEDES BENZ Sprinter MERCEDES BENZ V-Class	F&R F
	JT8201100	95	29192 29200 CTD6054/D1122 D1123/D1317 D1318/D1316/D1615 24007 24008/FDB1493 D1223/23960 GDB1600 D1629/25192 D1455 锄头线	2205401517 1645401017 68013762AA D682 21484 21485 GDB1285 D1116/GDB1739	MERCEDES BENZ M-Class/R-Class MERCEDES BENZ S-Class W164 W251 W211 W639 R350 ML500	F&R F&R
JTX-070 OE: 2205401517 1645401017 6395401517  						

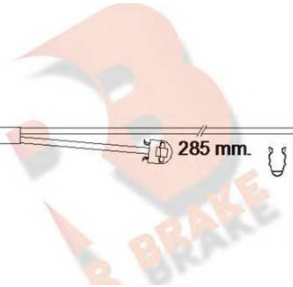
Axle	Model	OE. NO	WVA. NO	Lenght (mm)	JT. NO	
R	MERCEDES BENZ Vario	6695400917	29835/D1062	193	JT8201201	<p>JTX-068 OE: 6695400817</p> <p>WWW.JT-SENSOR.COM</p> <p>200MM</p>
F&R	MERCEDES BENZ Sprinter	2D0919351	21576 21577 21592	212	JT8201202	
F	MERCEDES BENZ Viano/Vito	9015400017	21621 21622 29076			
F&R	VOLKSWAGEN LT	9015400117	CTD6022 D928 D950			
		A9015400017	D951 D1006/D1253			
F	MERCEDES BENZ Vario	6695400617	29835/D1062	238	JT8201203	
R	MERCEDES BENZ Vario	6695400717 6695400817	29835/D1062	200	JT8201204	
F	MERCEDES BENZ Vario	6695400517	29835 CTD6021/D949-249MM	240	JT8201205	
Axle	Model	OE. NO	WVA. NO	Lenght (mm)	JT. NO	
F	MERCEDES BENZ 190	2015400317	20341 20941 21055	200	JT8201301	<p>JTX-072 OE: 2015400317</p> <p>WWW.JT-SENSOR.COM</p> <p>200MM</p>
F	MERCEDES BENZ 200	1265400617	21301			
F	MERCEDES BENZ 500		D423			
F	MERCEDES BENZ E-Class					
Axle	Model	OE. NO	WVA. NO	Lenght (mm)	JT. NO	
R	MERCEDES BENZ ML	1635401417	23156 23157 21895 21896 23189 23190 23192 CTD6012/D875 GDB1456	310	JT8201400	<p>JTX-075 OE: 1635401417</p> <p>WWW.JT-SENSOR.COM</p> <p>310MM</p>

	JT. NO	Lenght (mm)	WVA. NO	OE. NO	Model	Axle
 <p>JTX-064 OE: 2105401117 2105400117</p>	JT8201501	204	23901/23902/29153 D1545-189MM	0024204020/0024206020/0044202420 2D0698451/5103550BB/9024230510 9024230510KZ	DODGE Sprinter MERCEDES G-Class/Sprinter VOLKSWAGEN LT	R R R
	JT8201502	210	29076 CTD6053/D1136 D1177/D1229	0004217391/0004237110/0024203920 0024204120/0024204220/0034201720 0044202420/0044202620/05103556AC 2D0698151A/2D0698151B/9014210110 9024210110	DODGE Sprinter MERCEDES BENZ Sprinter VOLKSWAGEN LT	F F F
 <p>JTX-073 OE: 6705400017</p>	JT8201601		11019/11582/13020 13532/15030/15742 WK272	6015400617	MERCEDES BENZ MK MERCEDES BENZ SK	F&R F&R
	JT8201602		15059/15061 15062/15869 17973/17975 WK270	6705400017	MERCE T2/LN1-609 D MERCE T2/LN1-609 DK MERCE T2/LN1-709 D	R R R
	JT8201701	195	17238/17683/19495/19496 19486/19487/19488/19494 WK274	6775400717	MERCEDES BENZ MK MERCEDES BENZ SK	F&R F&R
	JT8201702	195	15162/15836/17238/17278 17287/17683/17927/17928 17949/19078/19486/19487 19494/19495/19496/19505 19844/17280/17929/19488 19506	A6775400817	MERCEDES BENZ MK MERCEDES BENZ SK	F&R F&R

Axle	Model	OE. NO	WVA. NO	Lenght (mm)	JT. NO	
F	MERCEDES BENZ			90	JT8201800	<p>JTX-080</p> <p>WWW.JT-SENSOR.COM</p>
F	W166前ML350 ML450 GL W205 C180 C200 C220 C250 C320 C350 C300 W117 CL250 CL45	1695401617 0064203720/D1636 0064203620/D1636 D1837-0084203620 D1795-0084201420		100	JT8201900	
Axle	Model	OE. NO	WVA. NO	Lenght (mm)	JT. NO	
	G级SUV (W460) 1979/03-1993/08 G级 SUV (W461) 1990/02- G级 SUV (W463) 1989/09- G级越野车 (W463) 1989/09- G270	4605400617 4605400517		265	JT8202000	

Axle	Model	OE. NO	WVA. NO	Lenght (mm)	JT. NO	
	G级SUV (W460) 1979/03-1993/08 G级 SUV (W461) 1990/02- G级 SUV (W463) 1989/09- G级越野车 (W463) 1989/09-	4605400517		265	JT8202100	 
Axle	Model	OE. NO	WVA. NO	Lenght (mm)	JT. NO	
F	E-CLASS (W211) E 500 4-matic (211.083)	8DK355252091 355252091 2115401517		101	JT8202200	
Axle	Model	OE. NO	WVA. NO	Lenght (mm)	JT. NO	
F/R*2	S-CLASS (W221) S 400 4-matic	2319050014	D1670	100	JT8202300	 JT8202300 OE:2319050014  
F/R*2	S-CLASS (W222) S 300 BlueTEC Hybrid (222.104)	A2319050014	D1634			
F/R*2	S-CLASS Coupe (C217) S 500 4-matic (217.385)					
F/R*2	SL (R231) 350 (231.457)	0064204920				

Axle	Model	OE. NO	WVA. NO	Lenght (mm)	JT. NO
F*2	S-CLASS (W222 V222 X222)S63 AMG (222.077) 2013			285	JT8202400
F*2	S-CLASS (W222 V222 X222)S63 AMG4-matic (222.178) 2013				
F*2	S-CLASS Coupe (C217)S63 AMG4-matic(217.378)2014	2319057300			



Wear sensors for PORSCHE

	JT. NO	Lenght (mm)	WVA. NO	OE. NO	Model	Axle
	JT8300100	800	20481/20629 WK47	92861231100	PORSCHE 928	F

	JT. NO	Lenght (mm)	WVA. NO	OE. NO	Model	Axle
<p>JTX-090 92861231100</p> <p>WWW.JT-SENSOR.COM</p>	JT8300200	567	20482/20877 WK46	92861231300	PORSCHE 928	R

	JT. NO	Lenght (mm)	WVA. NO	OE. NO	Model	Axle
<p>JTX-089</p> <p>WWW.JT-SENSOR.COM</p>	JT8300300	1020	20629 WK49	92861231501	PORSCHE 928S	F

Axle	Model	OE. NO	WVA. NO	Lenght (mm)	JT. NO	
F	PORSCHE 928	92861231101	20629	1020	JT8300400	
F		92961231102	20953			
		93061231103	21163			
			WK50			
Axle	Model	OE. NO	WVA. NO	Lenght (mm)	JT. NO	
R	PORSCHE 928	92861231301	20482	580	JT8300500	<p>JTX-091</p> <p>OE: 92861231101</p> <p>92861231102</p> <p>92861231103</p> <p>WWW.JT-SENSOR.COM</p> <p>1020MM</p>
R	PORSCHE 928S		20877			
			WK48			
Axle	Model	OE. NO	WVA. NO	Lenght (mm)	JT. NO	
R	PORSCHE 911 Carrera 2	92861231502	20877	220	JT8300601	<p>JTX-094</p> <p>OE: 92861231302</p> <p>WWW.JT-SENSOR.COM</p>
F	PORSCHE 928 /928 S4		20953			
F	PORSCHE 944	94461221200	20877	260	JT8300602	<p>WWW.JT-SENSOR.COM</p>
F&R	PORSCHE 944 Turbo	95161221200	20953	285	JT8300603	
R	PORSCHE 944	94461221201	20877	318	JT8300604	
						<p>525MM</p>

	JT. NO	Lenght (mm)	WVA. NO	OE. NO	Model	Axle
<p>JTX-094 OE: 92861231302</p> <p>WWW.JT-SENSOR.COM</p>	JT8300605	525	20877	92861231302	PORSCHE 928 S	R

	JT. NO	Lenght (mm)	WVA. NO	OE. NO	Model	Axle
<p>JTX-097 OE: 92861236300 92861236301</p> <p>WWW.JT-SENSOR.COM</p>	JT8300701	330	20953 WK177	92861236500 92861236501	PORSCHE 928 S4	F
	JT8300702	380	20877 WK222	94461236500 94461236501	PORSCHE 944 S2	F&R
	JT8300703	435	20877 21163 WK179	96461236500 96461236501	PORSCHE 911 Carrera 2/Carrera 4 PORSCHE 911 Carrera RS/Turbo	R R
	JT8300704	515	20877 20953 WK178	96461221100 96461236300 96461236301 96461236302	PORSCHE 911 Carrera 2/Carrera 4 PORSCHE 911 Carrera RS/Turbo PORSCHE 968	F F F&R
	JT8300705	640	20877 WK176	92861236300 92861236301	PORSCHE 928 GTS PORSCHE 928 S4	R R
	JT8300706	690	20877 WK248	99361236501 99361236502	PORSCHE 911 Carrera 2+4 PORSCHE 911 Carrera RS PORSCHE 911 Turbo 3.6	R R R
	JT8300707	560		99761267790	PORSCHE (997) 3.8GT3-Carrera-Turbo PORSCHE 911 (997) - 3.6 GT3	F&R F

Axle	Model	OE. NO	WVA. NO	Lenght (mm)	JT. NO
F	PORSCHE 928 GTS	92861236600	21402	325	JT8300801
F	PORSCHE Boxter 2.7	99761275800		358	JT8300802
F	PORSCHE Boxter S				
F	PORSCHE Cayman S				
F	PORSCHE 911 Carrera S	99761275700		365	JT8300803
F	PORSCHE Boxter 2.7				
F	PORSCHE Boxter S	99761275800		378	JT8300804
F	PORSCHE Cayman S				
F	PORSCHE 911 Carrera S	99761267800 99635294890	23329/D993 D916/23330	388	JT8300805
F	PORSCHE 911 Carrera	96561236800	21402	540	JT8300806
F	911 Carrera 2+4/Carrera RS	99361236800			
F	PORSCHE 911 Turbo 3.6	WK236			
F	PORSCHE Boxster	99661236500 WK306 99635294890	D737/21937 23329/D993 D916/23330	505	JT8300807
F	PORSCHE 911 Carrera 4S	99761268000		546	JT8300808
F	PORSCHE 911 Allmod	99361296500	20011/20922	330	JT8300809
F	PORSCHE 911	99761275500	WK623/WK624	358	JT8300810

JTX-118
OE: 99661236500



WWW.JT-SENSOR.COM



JT. NO	Lenght (mm)	WVA. NO	OE. NO	Model	Axle
JT8300901	360		99761275600	PORSCHE 911 Carrera	F
JT8300902	375	D1135/24049 GDB1836	99761275900	PORSCHE 911 Carrera	F
JT8300903	395		99761267501	PORSCHE 911 Carrera/Carrera S PORSCHE Boxster S PORSCHE Cayman S	R R R
JT8300904	460		99761267900	PORSCHE 911 Carrera PORSCHE Boxster	F F
JT8300905	515		99661234800 99761267601	PORSCHE 911 Carrera/Carrera C2S/C4S PORSCHE 911 GT2/Turbo PORSCHE 996/996 GT2 PORSCHE 996 Turbo/Boxster	R R R R
JT8300906	557		99661234700 99761267700	PORSCHE 911 Carrera 4/Carrera 4S PORSCHE 911 GT2/GT3 PORSCHE 911 Turbo/996/996 GT2	F F F
JT8300907	275		98061234701	PORSCHE GT	F
JT8300908	370		99761276900	PORSCHE 911 Carrera C2	F
JT8300909	520		99761277000	PORSCHE 911 Carrera C4	F
JT8300910	490		99761275400	PORSCHE Carrera C2 PORSCHE Carrera C4	R R



Axle	Model	OE. NO	WVA. NO	Lenght (mm)	JT. NO
R	PORSCHE Boxster 2.7	98761267601	D1134/24541	505	JT8301000





Axle	Model	OE. NO	WVA. NO	Lenght (mm)	JT. NO
F&R	PORSCHE 911 Carrera	98661236500	D738/21792/GDB1283	505	JT8301100
F&R	PORSCHE 911 GT3	WK305	D917		

F&R	PORSCHE 911 Turbo				
R	PORSCHE Boxster				
R	PORSCHE Boxster S				



	JT. NO	Lenght (mm)	WVA. NO	OE. NO	Model	Axle
JTX-116 OE: 99361296500  WWW.JT-SENSOR.COM  330MM	JT8301200	290	20922 20011	99361296501	PORSCHE 911 Carrera	F

	JT. NO	Lenght (mm)	WVA. NO	OE. NO	Model	Axle
JTX-101 OE: 94461221100 94461221102  WWW.JT-SENSOR.COM  281MM	JT8301301	281	20877 20953	94461221100	PORSCHE 911 Carrera PORSCHE 911 Turbo/944/944s	F&R F
	JT8301302	366	20877	94461221101	PORSCHE /944/944s/944 Turbo	R
	JT8301303	586	20910 21163	93061221100	PORSCHE 911 Turbo	R

Axle	Model	OE. NO	WVA. NO	Lenght (mm)	JT. NO
R*2	PORSCHE Cayenne	7L5907637B		240	JT8301401
R*2	VOLKSWAGEN Touareg	95561236570	WK680		
		97060914500			
R*2	AUDI Q7	7L0907637B	23694/D978	255	JT8301402
R*2	PORSCHE Cayenne	7L0907637C	24010		
R*2	VOLKSWAGEN Touareg	95561236520	WK545/CTD6050		
		95561236530	D1277/24097/GDB1722		
		7L0698451B	24296 24614/D1350		
		99160916100			
		95561236531			
F*2	PORSCHE Cayenne	7L5907637A		370	JT8301403
F*2	VOLKSWAGEN Touareg	95561236560	WK679		
F*2		8J0615437	97060914300		
F*2	PORSCHE Cayenne Turbo	7L5907637		405	JT8301404
F*2	VOLKSWAGEN Touareg	95561236550	WK594		
F*2	PORSCHE Cayenne	7L0907637	23692/24098	420	JT8301405
F*2	VOLKSWAGEN Touareg	95561236500	WK544/D1129		
		95561236580	GDB1670		
		7L6698151E	CTD6049/D977/D1014		
		95561236501	D1130/23961/24553		
			24295 24553/D1349		
R*2	Q7 SUV 3.0 TFSI	4L0615437A		275	JT8301406
R*2	Q7 SUV 6.0 TDI	98160916300			
R*2	PORSCHE 911 Convertible (991) 3.8 Carrera 4S	99160918300			
F*2	PORSCHE 911 (991) 3.8 Carrera 4S 2012	99160918100		350	JT8301407
F*2	PORSCHE 911 Convertible (991) 3.8 Turbo S 2013				
F*2	PORSCHE BOXSTER (981) S 3.4 2013	99160918500			



Axle	Model	OE. NO	WVA. NO	Lenght (mm)	JT. NO
R*2	AUDI Q7	02003S61		255	JT8301501
R*2	PORSCHE Cayenne				
R*2	VOLKSWAGEN Touareg				
F*2	AUDI Q7	02003S61		420	JT8301502
F*2	PORSCHE Cayenne				
F*2	VOLKSWAGEN Touareg				



Wear sensors for LANDROVER

Axle	Model	OE. NO	WVA. NO	Lenght (mm)	JT. NO	
F	LAND ROVER Range Rover	SEM000012 SEM000010 SEM000011	23397 23398 23399 D1425/25021 25022 D1479 GDB1825 D992 D1263/20217/GDB1743	785	JT8400100	<p>JT8400100 OE:SEM000012</p>
R	LAND ROVER Range Rover	SOE000011	21487/GDB1304 D548/D683	1220	JT8400200	<p>JT8400200 OE:SOE000011</p>
F	LAND ROVER Discovery III	5H2210K845AA	24191	1184	JT8400301	<p>JT8400301 OE:SEM000024</p>
F	LAND ROVER Range Rover III	SEM000024	CTD6056/D1099			
F	LAND ROVER Range Rover Sport	SEM000023 SEM500021				
F	LAND ROVER Discovery III 4.4	SEM500070(不帶扣)	24191 D1098 D1425/25021 25022 D1479 GDB1825	1184	JT8400302	<p>JT8400302 OE:SEM000024</p>

	JT. NO	Lenght (mm)	WVA. NO	OE. NO	Model	Axle
<p>JT8400400 OE:SOE000025</p>	JT8400400	1178	21492	5H2210K845BA	LAND ROVER Discovery III	R
			CTD6055/D1098	SOE000025	LAND ROVER LR3	R
			D1427-25085	LR015577	LAND ROVER Range Rover	R
				SOE000023	LAND ROVER Range Rover Sport	R
				SOE000024	揽胜柴油版后	
<p>JTX-154 OE:SEM500026</p>	JT8400500	1209		5H3210K845CA	LAND ROVER Range Rover Sport	F
				SEM500026		
<p>JT8400600 OE:SEM500050</p>	JT8400600	845	23398	6H4210K845AA	LAND ROVER Range Rover III	F
				23399	SEM500050	
				23397		
				D992		

Axle	Model	OE. NO	WVA. NO	Lenght (mm)	JT. NO	
R	LAND ROVER Range Rover III 3.0	SOE500030	21487/GDB1304	1270	JT8400700	<p>JT8400700 OE: SOE500030</p>
R	LAND ROVER Range Rover III 4.2	D1427-25085	D548/D683			
R	LAND ROVER Range Rover III 4.4 揽胜汽油版后					
Axle	Model	OE. NO	WVA. NO	Lenght (mm)	JT. NO	
F	LAND ROVER Range Rover Sport 2.7	SEM500062	24191 D1098	1229	JT8400800	<p>JTX-157 OE: SEM500062</p>
F	LAND ROVER Range Rover Sport 4.4					
Axle	Model	OE. NO	WVA. NO	Lenght (mm)	JT. NO	
F	LAND ROVER Range Rover Sport 2010 揽胜柴油版前 路虎发现3发现4 揽胜运动版	LR019401 LR016684 LR014568	D1426-LR016684/ 24659	1210	JT8400900	<p>JT8400900 OE: LR019401 OE: LR016684</p>

	JT. NO	Lenght (mm)	WVA. NO	OE. NO	Model	Axle
<p>JTX-160 OE: SEM500080</p>	JT8401000	1229	24191 D1098	7H3210K845BA	LAND ROVER Range Rover Sport 2.7	F
			D1425/25021 25022	SEM500080	LAND ROVER Range Rover Sport 4.4	
<p>JT8401100 OE: LR012824</p>	JT8401100	830	D1479 GDB1825	LR012824	Range Rover Supercharger 2010	F
				D1426-LR016684/ 24659	揽胜汽油版前	
<p>JT8401200 OE: SEM500090</p>	JT8401200	1209	D1263/20217/GDB1743	7H3210K845BA	Range Rover Sport/4.2	F
				SEM500090	路虎揽胜运动版4.2/2005	

	JT. NO	Lenght (mm)	WVA. NO	OE. NO	Model	Axle
<p>JT8401300 OE:LR033275</p>	JT8401300	1424		LR033275	RANGE ROVER IV (LG) 3.0 TD 4x4 2012 RANGE ROVER IV (LG) 4.4 TD V8 4x4 2012 RANGE ROVER IV (LG) 5.0 V8 4x4 2012 RANGE ROVER SPORT (LW) 5.0 V8 4x4 2013 路虎揽胜3.0/4.4/5.0-2012 路虎揽胜运动版5.0-2.12/2012	F*1 F*1 F*1 F*1 F*1 F*1
<p>JT8401400 OE:LR033295</p>	JT8401400	951	D1692	LR033295	RANGE ROVER IV (LG) 3.0 TD 4x4 2012 RANGE ROVER IV (LG) 4.4 TD V8 4x4 2012 RANGE ROVER SPORT (LW) 3.0.5.0 TD 4x4 2012 路虎揽胜3.0/4.4/5.0-2012 路虎揽胜运动版3.0/5.0-2.12/2012	F/R*1 F/R*1 F/R*1 F/R*1 F/R*1
<p>JT8401500 OE:LR045959</p>	JT8401500	1370		LR045959	RANGE ROVER SPORT (LW) 3.0 4x4 2013 RANGE ROVER SPORT (LW) 3.0 TD 4x4 2013 路虎揽胜运动版3.0-2.12/2013	F/R*1 F/R*1 F/R*1

	JT. NO	Lenght (mm)	WVA. NO	OE. NO	Model	Axle
	JT8401600	1190		LR061365	RANGE ROVER SPORT (LW) 3.0 4x4 2015	F*1
	OE:LR061365				RANGE (LW) 3.0 TD 4x4 2015	F*1
					路虎揽胜3.0-2.12/2015	F*1
					新款路虎845-AD发现神行前Discovery Sport 2015-2016	
	JT. NO	Lenght (mm)	WVA. NO	OE. NO	Model	Axle
	JT8401700	860	D1821	LR061394	RANGE ROVER SPORT (LW) 3.0 4x4 2013	R*1
	OE:LR061394			LR072544	RANGE ROVER SPORT (LW) 3.0 TD 4x4 2013	R*1
				D	路虎揽胜运动版3.0-2.12/2013	R*1
					款路虎845-BF发现神行后Discovery Sport 2015	
	JT. NO	Lenght (mm)	WVA. NO	OE. NO	Model	Axle
						R*1
						R*1
						R*1

Wear sensors for CADILLAC

Axle	Model	OE. NO	WVA. NO	Lenght (mm)	JT. NO
F	CHEVROLET Seville STS 凯迪拉克赛威前	18026765 18040234	23358 WK334 CTD6003 D753 D850	484	JT8500101
R	CHEVROLET Seville STS 凯迪拉克赛威后	18024538 18040235	23361 WK298 CTD6004 D754	235	JT8500102



Axle	Model	OE. NO	WVA. NO	Lenght (mm)	JT. NO
F	CADILLAC Catera	90495144	21368 20197	740	JT8500200
F	OPEL Omega	6238323 6238223	WK399 CTD6019 D720		



Wear sensors for JAGUAR

	JT. NO	Lenght (mm)	WVA. NO	OE. NO	Model	Axle	
<p>JTX-173 OE: DBC6596</p> <p>WWW.JT-SENSOR.COM</p> <p>455MM</p>	JT8500301	300	20968 21440 21211 21212 CTD6030 D394 D640	DBC5042 DBC6595	JAGUAR XJ40	F	
	JT8500302	455	21275 21276 CTD6040/D517	DBC5043 DBC6596	JAGUAR XJ40	R	
	JT. NO	Lenght (mm)	WVA. NO	OE. NO	Model	Model	Axle
	JT8500401	635		C2D2976 8W83-2D009 BA	XK X150 Vin B32753 To B44939 (Excludes XKR) Jaguar XF Jaguar XJ 2010 On		R*1
	JT8500402	555		C2P12722 9W83-2L507 AA	5.0 Ltr Supercharged JAGUAR XF (_J05_, CC9) 5.0 Kompressor JAGUAR XJ (X35_, _J12_, _J24_) 5.0 V8 JAGUAR XK Coupe (_J43_) 5.0 XKR-S		F*1

	JT. NO	Lenght (mm)	WVA. NO	OE. NO	Model	Axle
	JT8500403	590	D1240-C2C27291	C2P17004 8W83-2L507 AC	XK X150 5.0 Na V8 From Vin B32753 Jaguar XJ 2010 On XF 3.0 TD To Vin S20753 XF 5.0 V8 Na JAGUAR F-TYPE Convertible 3.0 JAGUAR XJ (X35_, _J12_, _J24_) 3.0 JAGUAR XK 8 Convertible (QDV) R 4,2 JAGUAR XK Coupe (_J43_) 4.2 XKR	F*1
	JT8500404	610		C2Z16061	Xf Jaguar	F
	JT8500405	695-700		C2D21335	JAGUAR XJ (X35_J12_J24_) 3.0 AWD 15款新捷豹前	F



JT. NO	Lenght (mm)	WVA. NO	OE. NO	Model	Axle
JT8500406	704		T2R11584	XFSaloon 5.0捷豹 XJ 5.0V8捷豹 F-TYPE敞 15款新捷豹前	F



JT. NO	Lenght (mm)	WVA. NO	OE. NO	Model	Axle
JT8500407	630MM		C2D29140	JAGUAR F-TYPE Convertible 3.0/2012款 F-TYPE Convertible 3.0 S/2012款 F-TYPE Convertible 5.0 S/2012款 15款新捷豹后	F F F



JT. NO	Lenght (mm)	WVA. NO	OE. NO	Model	Axle
JT8500408	630		C2P24219	JAGUAR XK 2007-2014 JAGUAR XK Coupe 4.2/5.0 新捷豹前弯头	F*1



JT. NO	Lenght (mm)	WVA. NO	OE. NO	Model	Axle
JT8500409	1030		T2H8399 T2H2092	15款捷豹XE前	F





JT. NO	Lenght (mm)	WVA. NO	OE. NO	Model	Axle
JT8500410	960		T2H2091	15款捷豹XE后	R

JT. NO	Lenght (mm)	WVA. NO	OE. NO	Model	Axle
JT8500411					

Wear sensors for ROVER

Axle	Model	OE. NO	WVA. NO	Lenght (mm)	JT. NO	
R	ROVER 75 MG ZT 荣威750后	SOE100010	D1239/21934/21935 FDB850 D692	850	JT8500600	JTX-143 OE: SOE100010
F	PORSCHE Cayenne ROVER 75 VOLKSWAGEN Touareg MG ZT 荣威750前	GBP90342AF SOM100030	23112/23113/23114 D1462/FDB1355	1113	JT8500700	JTX-142 OE: SOM100030
F	ROVER 55-2010/D1462 荣威550前	10002348	23112/23113/23114 D1462/FDB1355 23112	980	JT8500800	JTX-140 OE: 10002348

	JT. NO	Lenght (mm)	WVA. NO	OE. NO	Model	Axle
<p>JTX-141 OE:30000119</p> 	<p>JT8500900</p>	<p>965</p>	<p>D1239/21934/21935 FDB850 D692 D763</p>	<p>30000119</p>	<p>ROVER 55-2010/D1239 荣威550后</p>	<p>R</p>
						

Wear sensors for VW/AUDI

Axle	Model	OE. NO	WVA. NO	Lenght (mm)	JT. NO
F	AUDI TT	1J0615121	D682 21484 GDB1285	270	JT8501000
F		99160917100	21485		
F	VOLKSWAGEN Golf				
		8V0698151D	/25086/25683/25684	170	JT8501001
Axle	Model	OE. NO	WVA. NO	Lenght (mm)	JT. NO
F	AUDI A2/AUDI A3	1J0698151D . 1J0698151E	20678 21359 21624	155	JT8501101
F	AUDI TT	1J0698151F • 1J0698151G	21639 21640 21646		
F	SEAT Altea/SEAT Ibiza	1J0698151K • 1J0698151M	21849 21850 21911		
F	SEAT Leon/SEAT Toledo	1K0698151. 1K0698151A	21938 21974 23130		
F	SKODA Fabia/Octavia	1K0698151C • 1K0698151D	23131 23187 23188		
F	SKODA Roomster	1K0698151E/1K0698151F	23324 23392 23587	CTD6009/D915	
F	VOLKSWAGEN Beetle	3C0698151/3C0698151A	23588 23589 24078	D687 D705	
		5K0698151/6Q0698151B	24084 24153 24333	D768 D1107	
		5N0698151. 8N0698151A	24334 21868 23752	D1535 D1306	
			24332 GDB1818	D1375	
F	VOLKSWAGEN Passat	3C0698151C	23587 23588 24078	165	JT8501102
F	VOLKSWAGEN Touran	5K0698151	24084 24153		
F	SEAT Toledo/SKODA Octavia				
F	AUDI A3/AUDI A6	1K0698151B/4B0698151AC	23763 23912 23913	180	JT8501103
F	SAAB 9-3	4B0698151AD/4B0698151Q	23950		
F	SKODA Superb	4B0698151R/93195754	D1359/D915		
F	VOLKSWAGEN Golf				
F	VOLVO S40/V50				
F	AUDI A3/ A6 SAAB 9-3	1K0698151B/4B0698151AC	23763 23912 23913	195	JT8501104
F	VOLKSWAGEN Golf	4B0698151AD/4B0698151Q	23950 A638-23749		
F	VOLVO S40/V50	4B0698151R/93195754			

JTX-291



155MM/170MM/195MM/210MM

Axle	Model	OE. NO	WVA. NO	Lenght (mm)	JT. NO
F	AUDI A3	1K0698151B	23468 23469 23746	205	JT8501105
F	Caravelle/Golf/Multivan	7E0698151 • 7H0698151	23747 23748 23763		
F	VOLKSWAGEN Passat	7H0698151A	23835 23912 23913		
F	VOLKSWAGEN Transporter		23950 24623 24624 24625		
F	AUDI A2	8Z0698151	23824	235	JT8501106
R	VOLKSWAGEN Touareg	7L6698451 7L6698451C	24368 24556 24367 FDB1460	250	JT8501107
F	VOLKSWAGEN Touareg	7L6698151B 7L6698151F	23468 23469 23746 23747 23748 23835 D1174 FDB1826	300	JT8501108
F&R	VOLKSWAGEN Caravelle	7H0698151/7H0698151A	23468 23469 23746	330	JT8501109
F&R	VOLKSWAGEN Multivan	7H8698451/7L6698151B	23747 23748 23835		
F&R	VOLKSWAGEN Touareg	7L6698451/7L6698451C	24368 24556 24645		
F&R	VOLKSWAGEN Transporter		24646 24975 23749 D1174 FDB1826		
Axle	Model	OE. NO	WVA. NO	Lenght (mm)	JT. NO
F	AUDI Quattro	8D0615121	D682 21484 GDB1285 21485	305	JT8501201
F	VOLKSWAGEN Passat	3B7615121	D682 21484 GDB1285 21485	440	JT8501202

JTX-291



	JT. NO	Lenght (mm)	WVA. NO	OE. NO	Model	Axle
	JT8501300	250	21218 21219 21306 21220 D467	441919351A	AUDI 100 AUDI A8	F F
	JT8501400	330	21306	441919351	AUDI V8	F
	JT8501500	250	21211	443919351A 447919351A	AUDI 100 AUDI 200	F F





Axle	Model	OE. NO	WVA. NO	Lenght (mm)	JT. NO	
F	AUDI A8	4D0615121 D682 21484 21485 GDB1285		300	JT8501600	
Axle	Model	OE. NO	WVA. NO	Lenght (mm)	JT. NO	
F	AUDI 100	4A0698151B • 4B0698151C	21452 21453 23119	285	JT8501701	
F	AUDI A6	4D0698151E • 4D0698151K	23280 23825 23828			
F	AUDI A8	4D0698151M • 4D0698151N	23829 23830			
F	AUDI S6	4D0698151P • 4D0698151R				
F	AUDI S8	4D0698151S • 8D0698151B	CTD6010 D555 D839 D840 D912			
F	AUDI 100	4A0698151 • 4A0698151A	20678 21359 21624	210	JT8501702	
F	AUDI A4	4A0698151C • 4A0698151D	21639 21640 21646			
F	AUDI A6	4A0698151K	21849 21850 21911 21938 23324 23392 D555			
Axle	Model	OE. NO	WVA. NO	Lenght (mm)	JT. NO	
F	AUDI A4	7B0698151R	23762 23763	210	JT8501801	
F	AUDI A6	1133046/1133445/1143349	20678 21359 21624			
F	FORD Galaxy	1201124/1205695/1237132	21634 21635 21639	D705/		
F	SEAT Alhambra	4B0615116/4B0615116A	21640 21646 21849			
F	SEAT Exeo	4B0615116F/4B0615116G	21850 21884 21885			
F	SKODA Superb	4B0698116A/4B0698151	21911 21938 23007			
F	VOLKSWAGEN Caravelle	4B0698151A/4B0698151AB	23018 23019 23035			
F	VOLKSWAGEN Golf	4B0698151AC/4B0698151AD	23036 23106 23107			
F	VOLKSWAGEN Passat	4B0698151B/4B0698151E	23108 23162 23163			
F	VOLKSWAGEN Sharan	4B0698151H/4B0698151J	23175 23176 23324			
F	VOLKSWAGEN Transporter	4B0698151K/4B0698151M	23392 23418 23419			

Axle	Model	OE. NO	WVA. NO	Lenght (mm)	JT. NO
		4B0698151N/4B0698151Q 4B0698151R/7D0698151A 7D0698151C/7D0698151D 7M3698151/8E0698151F 8E0698151K/YM212K021AA	CTD6008 D555 D836 D840 D852 D915 D982 D1111	210	JT8501801
F	AUDI A4	4E0698151F 4F0698151	23763 23912 23913	250	JT8501802
F	AUDI A6	4F0698151A 8E0698151C	23950		
F	AUDI A8	8E0698151G	D1953 D1150		
F	AUDI A4	1133446 1205696	23270 24706 24707	280	JT8501803
F	AUDI A5	7M3698151A	23118 23119 23280		
F	FORD Galaxy	YM212K021BA	23830 23269 23896		
F	SEAT Alhambra	YM2J2K021BA	23887 23885 23855		
F	VOLKSWAGEN Transporter D1266	CTD6011/D839 D880 D912/D1024 D1029 D1117	23751 23682 23683 D1535 D1306		
F	AUDI A4	8K0698151A	24706 24707	290	JT8501804
F	AUDI A5				
F	AUDI A4	7D0698151A/7D0698151B		215	JT8501805
F	SEAT Cordoba/Exeo/Ibiza/Inca	8E0615151B/8E0698151B			
F	Caddy/Golf/Lupo/Passat/Polo	8E0698151M/8E0698151N			
F	VOLKSWAGEN Transporter				
F	VOLKSWAGEN Vento				
F	AUDI 100	4A0698151B 4B0698151C	21452 21453 23119	285	JT8501806
F	AUDI A6	4D0698151E 4D0698151K	23825 23828		
F	AUDI A8	4D0698151M 4D0698151N	23829 23830		
F	AUDI S6	4D0698151P 4D0698151R 4D0698151S 8D0698151B			

JTX-282



	JT. NO	Lenght (mm)	WVA. NO	OE. NO	Model	Axle
	JT8501900	300	24408 24409	8K0698151	AUDI A4	F
			24743/D1322	8K0698151B	AUDI A5	F
				8K0698151C	AUDI Q5	F
				8T0907637	AUDI S5	F
				8K0615121 (C7前线)	AUDI A6 (2012)	
				3Y0698451B	宾利慕尚后	R
	JT8502000	315	25159 25214 25161	4H0615121J/4G0698151B	AUDI A6 (2012)	F*2
			24606 25158	4H0615121E	AUDI A7	F*2
			D1549	4H0698151D/4H0698151E	AUDI A8 (2010-2012)	F*2
			25160 25161 D1546	4H0698451A/4H0698451C	AUDI S8	F*2
	JT8502100	245	24606	4H0615121H	AUDI A6 (2012)	R
			25214	4H0698451D	AUDI A7/AUDI S8	R
			D1547	4H0698451A	AUDI A8 (2010-2012)	R
				4G0615121H		R
	JT8502101	300	D1547		奥迪A8后 配两条有中间扣	

	JT. NO	Lenght (mm)	WVA. NO	OE. NO	Model	Axle
 	JT8502200	215	24606 25214 D1547-8785 GDB1902 MDB3189	4G0615121 (C7后线) 4G0698451A 4G0698451	AUDI A6 (2012) AUDI A7 AUDI A8 (2010-2012) C7后无中间扣-215MM 15款A6L后/A7后/C7后	R*1 R*1 R*1
	JT8502201	265		4H0615121P 8DK355252181 4H0615121	AUDIA6 (4G2, C7) 2.0TFSI AUDIA8 (4H_) 3.0TDI quattro 201 奥迪C7后 配一条无中间扣	R*1 R*1
	JT8502300	255	23391 23556 23823	6Q0698451 6Q0698451B	SEAT Ibiza SKODA Fabia VOLKSWAGEN Polo	R R R
	JT8502400	170	23326 23854 23883 23882 A580-GDB1557 D1018	7H0698451 7H8698451 8E0698451C 宾利大陆飞驰 大众迈特威 大众辉腾后	VOLKSWAGEN Caravelle VOLKSWAGEN Multivan VOLKSWAGEN Transporter	

JT. NO	Lenght (mm)	WVA. NO	OE. NO	Model	Axle
JT8502500	635	23326 23882	3D0698451A	AUDI A4	R
		23883		AUDI A6	R
		23854	1J0973702/4B3698451	VOLKSWAGEN Phaeton	R
		CTD6051/D1018		大众辉腾后	








JT. NO	Lenght (mm)	WVA. NO	OE. NO	Model	Axle
JT8502601	225	20167 20168 20778	431698151B	AUDI 100/40/80/ 90/ Coupe	F
		20779 20848 21290	437698151A • 533698151	SEAT Toledo	F
		21291 21366 21859	533698151A • 553698151	Corrado/Golf/Jetta	F
		奥迪100	835698151A • 853698151	Passat/Quantum	F
		20669/d1671	853698151A 8A0698151	VOLKSWAGEN Scirocco/Vento	F
JT8502602	245	20167 20168 20778	431698151B	AUDI 100/40/80/ 90/ Coupe	F
		20779 20848 21290	437698151A • 533698151	SEAT Toledo	F
		21291 21366 21859	533698151A • 553698151	Corrado/Golf/Jetta	F
			835698151 A • 853698151	Passat/Quantum	F
		CTD6005 D227 D290 D696	853698151 A • 8A0698151	VOLKSWAGEN Scirocco/Vento	F
JT8502603	295	21031 21065 21137	447698151 • 895698151	AUDI 100	F
		21138 21288 23133		AUDI 200	F
		CTD6001 D298 D330 D382-275MM		AUDI 80	F
JT8502604	311	CTD6006 D362 D419		AUDI 90	F
		21031 21065 21137 23133		AUDI Quattro	F

JTX-326
D290/GDB404/AD100




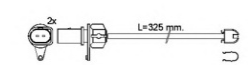

WWW.JT-SENSOR.COM

	JT. NO	Lenght (mm)	WVA. NO	OE. NO	Model	Axle
<p>JTX-285</p>  <p>WWW.JT-SENSOR.COM</p> 	JT8502701	205	20960 20961 23223	1133447/1133448	FORD Galaxy	R
			23224 23351 23352	1205697/1207509	SEAT Alhambra	R
			23446 23553 23554	1207518/1207519	SEAT Ibiza	R
			23980 24211	7D0698451B/7D0698451C	VOLKSWAGEN Sharan	R
			CTD6013/D877	7D0698451F/7D0698451G	VOLKSWAGEN Transporter	R
			D340	7M3695451/7M3698451B	大众夏朗	
				7M3698451C/8D0698451A		
				YM212M008BA/YM212M008DA		
				YM2J2M008AA		
<p>JTX-286</p>  <p>WWW.JT-SENSOR.COM</p> 	JT8502702	23352 23553 23554 24211 D340				
<p>JTX-287</p>  <p>WWW.JT-SENSOR.COM</p> 	JT8502800	220	20167 20168 21366	357615116/357615116A	VOLKSWAGEN Golf	
			21859	357698151C	VOLKSWAGEN Vento	
			CTD6052/D684			

	JT. NO	Lenght (mm)	WVA. NO	OE. NO	Model	Axle
<p>JTX-193 OE: 7P0907637</p>	JT8502901	140	D1453/24721/25143 D1417/24554	95861236550 7P0907637C 7P0698451 97035294904	PORSCHE Cayenne VOLKSWAGEN Touareg	R R
	JT8502902	325	24098/D1452/24685 GDB1670/D1129	7P0907637 7P0907637A	VOLKSWAGEN Touareg (7P5)- 3.0 V6 / 3.6 V6 VOLKSWAGEN Touareg	F F
	JT8502905	180		99160916300	PORSCHE 911 Convertible (991) 3.8 Carre	R*2
	JT8502903	365	23693	4L0615438 4L0615437	AUDI Q7	F
	JT8502904	295		95861236500 99160917100-270MM		
	JT. NO	Lenght (mm)	WVA. NO	OE. NO	Model	Axle
	JT8503000	395		8E0615437	AUDI R8 4.2 FSI Quattro AUDI R8 4.2 FSI Quattro AUDI R8 5.2 FSI Quattro 奥迪 Q5 (8R) 3.0 TD 新款	F*2 F*2 F*2 F*2
	JT8503001	315		4G0615121A	AUDIA6 (4G2, C7) 2.0TFSI hybrid 2011-2013 AUDIA6Avant (4G5, C7) 2.8 FSI 2011 AUDIA7Sportback (4GA) 3.0TDI quattro2010	F*2 F*2 F*2
	JT8503002	450	D1785/4H0698451F 4H0698451E 4H0698451H	4H0615121Q	AUDIA7 Sportback (4GA) 3.0 TFSI quattro	F*2



JT. NO	Lenght (mm)	WVA. NO	OE. NO	Model	Axle
JT8503005	342		8R0615121A	AUDI Q5 (8R) 2.0TDI quattro/2011	F*1
			4G0615121C	AUDI Q5 (8R) 3.0 TDI quattro/2012	F*1
				AUDI Q5 (8R) SQ5 TFSI quattro/2013	F*1
			8R0698151M-D1663	进口Q5线 15款A6L前/A7前/C7前	

JT. NO	Lenght (mm)	WVA. NO	OE. NO	Model	Axle
JT8503010	325	D1575	4F0615437B	AUDI A6 (4F2, C6) RS6 quattro	F*2
			3Y0615115D	宾利慕尚	F*2
			3Y0698151C		
JT8503011	295		420615437	AUDI R8 5.2 FSI quattro 2012	F*2
			95B907253A	2014保时捷迈坎2.0	F*2
			8DK355252511	PORSCHE MACAN 3.0S/3.0S Diesel	
JT8503012	355		95B907253	2014保时捷迈坎3.0S 3.6S	F*2
			95B907253J	PORSCHE MACAN 3.0S/3.0S Diesel	
JT8503013	312		4G0615437	PORSCHE MACAN 3.6 Turbo	
			GIC381		



JT. NO	Lenght (mm)	WVA. NO	OE. NO	Model	Axle
JT8503020	175	D1760	8V0615437	AUDI A3 Limousine (8VS) 1.4 TFSI	
		25086/25683/25684	30944479	SEAT LEON (5F1) 1.4 TSI	
		GDB1956	8V0698151D	SKODA OCTAVIA (5E3) 1.4 TSI	
				VW GOLF VII (5G1) 1.4 TSI	
JT8503021	230	途昂		16途昂前	

	JT. NO	Lenght (mm)	WVA. NO	OE. NO	Model	Axle
<p>JT8503030-8503031 OE: 4H0615121M中间带扣</p>	JT8503030	345		4H0615121M	AUDIA8(4H_)2.0TFSI hybrid 2012 AUDIA8(4H_)S8 quattro 2012	F*2 F*2
	JT8503031	265	D1785/4H0698451F 4H0698451E 4H0698451H		A6(4G2, C7) [2010-] A6 Avant (4G5, C7) [2011-] A7 Sportback(4GA) [2010-] A8(4H_) [2009-]	
	JT. NO	Lenght (mm)	WVA. NO	OE. NO	Model	Axle
<p>JT8503040</p>	JT8503040	315	D1322		新Q5/管265MM 新C7线	F*2
	JT. NO	Lenght (mm)	WVA. NO	OE. NO	Model	Axle
<p>JT8503051 OE: 4M0615121P</p>	JT8503051	382	D1895	4M0615121P	2016款Q7后线	R

	JT. NO	Lenght (mm)	WVA. NO	OE. NO	Model	Axle
<p>JT8503052 OE: 4M0615121R</p>	JT8503052	400	D1894	4M0615121R	2016款Q7前线	F
<p>JT8503053 OE: 8W0615121E</p>	JT8503053	395		8W0615121E	2016款A4L-B9后线	R
<p>JT8503054 OE: 8W0615121H</p>	JT8503054	285	D1897	8W0615121H	2016款A4L-B9前线	F

	JT. NO	Lenght (mm)	WVA. NO	OE. NO	Model	Axle
	JT8503060	380		80139064	玛莎拉蒂前线	F
	JT8503061	230		JD专用-832#	玛莎拉蒂总裁前线	F
	JT8503062	280		JD专用-987#	玛莎拉蒂总裁GT后线	R
	JT8503070	755		70001090	Ferrari法拉利	F*1
	JT8503071	420	D1663		新Q5	F*1

JT. NO	Lenght (mm)	WVA. NO	OE. NO	Model	Axle
	832		4G432L507AB	阿斯顿·马丁	F*2
			8DK355252151	ASTON MARTIN DB9 Convertible 6.0 2004-2012	F*2
			98048800	ASTON MARTIN DB9 Convertible 6.0 V12 2005-2012	F*2
				ASTON MARTIN VANTAGE Roadster 4.3-4.7 2008	F*2

JT. NO	Lenght (mm)	WVA. NO	OE. NO	Model	Axle
	677		4G432D009AB	ASTON MARTIN DB9 Convertible 6.0 V12 2005-2012	F*2
				ASTON MARTIN DB9 Coupe 6.0 V12 2008-2012	F*2

JT. NO	Lenght (mm)	WVA. NO	OE. NO	Model	Axle
	555		6G332D009AB	ASTON MARTIN DBS Volante 6.0 V12 2007	F*2
			8DK355252171	ASTON MARTIN RAPIDE 5.9 2010	F*2
				ASTON MARTIN VANTAGE Coupe 4.3-4.7 2008	F*2
				ASTON MARTIN VANTAGE Coupe 5.9 V12 2009	F*2



JT. NO	Lenght (mm)	WVA. NO	OE. NO	Model	Axle
JT8503120	862		8D332L507AA	ASTON MARTIN DBS Coupe 6.0 V12 2007	F*2
				ASTON MARTIN DBS Volante 6.0 V12 2007	F*2
				ASTON MARTIN RAPIDE 5.9 2010	F*2
				ASTON MARTIN VANTAGE Coupe 5.9 V12 2009	F*2

Wear sensors for OPEL

Wear sensors for Opel

Axle	Model	OE. NO	WVA. NO	Lenght (mm)	JT. NO	
F	OPEL Omega	1238343 90250705	20939 21190	860	JT8600100	<p>860mm</p>
F	OPEL Astra	1238348	21190	660	JT8600200	<p>670mm</p>
F	OPEL Calibra	90335784				
F	OPEL Vectra					
F	Opel Vectra	1238349 90335785	D688/20547/GDB1040 20939 21190	660	JT8600300	<p>660mm</p>

Axle	Model	OE. NO	WVA. NO	Lenght (mm)	JT. NO	
F	OPEL Kadett	1238353 90185106	20939 21190	955	JT8600400	
F	OPEL Omega	1238369	21225	860	JT8600500	
F	OPEL Senator	90342177				
F	OPEL Omega	1238403 90305792	21190	670	JT8600600	

Axle	Model	OE. NO	WVA. NO	Lenght (mm)	JT. NO	
F	OPEL Kadett	1238404 90305918	20939 21190	950	JT8600700	
F	OPEL Omega	1238408 90343962	20939	660	JT8600800	
F F	OPEL Omega OPEL Senator	1238409 90343961	21225	660	JT8600900	

Axle	Model	OE. NO	WVA. NO	Lenght (mm)	JT. NO
F	OPEL Omega	1238421 90372058	21190	860	JT8601000



Axle	Model	OE. NO	WVA. NO	Lenght (mm)	JT. NO
F	OPEL Astra	1238442	23057	720	JT8601100
F	OPEL Zafira	13122323 6238075 90498321	23063		




Axle	Model	OE. NO	WVA. NO	Lenght (mm)	JT. NO
F	OPEL Omega	1238783	21368	685	JT8601200
F	OPEL Senator	90345102			




Axle	Model	OE. NO	WVA. NO	Lenght (mm)	JT. NO
F	OPEL Astra	1238984	20547 21311 21353	685	JT8601300
F	OPEL Calibra	90425491	D688 D1139		
F	OPEL Vectra	90538302	21829 21828 23115		
		6238399	23116 D736 D800		
Axle	Model	OE. NO	WVA. NO	Lenght (mm)	JT. NO
F	OPEL Astra	13116560	23056 23057 23058	287-300	JT8601400
F	OPEL Signum	6235647	23059 23060		
F	OPEL Vectra		D1141		
F	VAUXHALL Astra		D1361/23832/23844		
F	VAUXHALL Signum		GDB1562		
F	VAUXHALL Vectra				
Axle	Model	OE. NO	WVA. NO	Lenght (mm)	JT. NO
F	OPEL Signum	13131256	D972/23739 23805	693-705	JT8601500
F	OPEL Vectra	6235623	23739 23801 23738		
F	VAUXHALL Signum	1313256	D1106/23402 23403		
F	VAUXHALL Vectra		D1257/23404/23405 GDB1567		


Axle	Model	OE. NO	WVA. NO	Lenght (mm)	JT. NO
F	OPEL Vectra	13139260 6235648	23402 23403 23738 23739 23805 D972 D1106	302	JT8601600



Axle	Model	OE. NO	WVA. NO	Lenght (mm)	JT. NO
F	OPEL Astra	13153473	23056 23057 23058	750	JT8601700
F	OPEL Zafira	6235674	23059 23060 D1141		



Axle	Model	OE. NO	WVA. NO	Lenght (mm)	JT. NO
F	OPEL Signum	24427919	23402 23403 23738	680-685	JT8601800
F	OPEL Vectra	6238230	23739 23805 D972 D1106		



Axle	Model	OE. NO	WVA. NO	Lenght (mm)	JT. NO	
F	OPEL Omega	6238322 90495145	21411 21412 21413 D644	740	JT8601900	
F	OPEL Vectra 威达	6238388 90497051	21828 21829 23115 23116 23117 D800	660	JT8602000	
F	OPEL Vectra	6238389 90497052	21190 D796 21201 21862	660	JT8602100	

Axle	Model	OE. NO	WVA. NO	Lenght (mm)	JT. NO
------	-------	--------	---------	-------------	--------

OPEL 前卫B SUV	6238151 WK406 6238161	23250/23251 21845/21869 GDB1436	180	JT8602200
--------------	-----------------------------	---------------------------------------	-----	------------------



Axle	Model	OE. NO	WVA. NO	Lenght (mm)	JT. NO
------	-------	--------	---------	-------------	--------

Axle	Model	OE. NO	WVA. NO	Lenght (mm)	JT. NO
------	-------	--------	---------	-------------	--------

Wear sensors for LEXUS

JT. NO	Lenght (mm)	WVA. NO	OE. NO	Model	Axle
JT8700001	280	21490	4777050030	LEXUS GS	F
		23848	4777050031	LEXUS IS	F
		23849		LEXUS LS 400 UCF20	F
		D612		1995-2000	F









JT. NO	Lenght (mm)	WVA. NO	OE. NO	Model	Axle
JT8700002	495		4777050060	LEXUS LS 430 UCF20 2001-2006	R



JT. NO	Lenght (mm)	WVA. NO	OE. NO	Model	Axle
JT8700003	525		4777050090	LEXUS LS 460 600HL	F
			4777050070	2007-2015	



	JT. NO	Lenght (mm)	WVA. NO	OE. NO	Model	Axle
	JT8700004	730	D1283/24244/GDB7797 D1807/044660W070 WK1541/EWS105	4777050080	LEXUS LS460 600HL LEXUS RC F 2015 2007-2015	R
	JT8700005	290	D870/23331/GDB3322 D871/23804/GDB3323	4777050050	LS430 LX 470	F
	JT8700006	280	21790 D488	4777150060	LEXUS LS 400 UCF20	R

	JT. NO	Lenght (mm)	WVA. NO	OE. NO	Model	Axle
	JT8700007	310	21788 21499 21789 21791 D571 D612 D476	4777150030	LEXUS LS 400 UCF10	R
	JT8700008	420	21786 21787 21790 WK386 D612 D613 D488	4777150040	LEXUS LS 400 UCF10 1992-1994	R
	JT8700009	745		4777050100	LEXUS LS460 2007-2009 LEXUS LS600h 2008-2009	F F

JT. NO	Lenght (mm)	WVA. NO	OE. NO	Model	Axle
--------	-------------	---------	--------	-------	------

JT8700010			4779055070		
-----------	--	--	------------	--	--

JT. NO	Lenght (mm)	WVA. NO	OE. NO	Model	Axle
--------	-------------	---------	--------	-------	------

JT8700011	525		4777050110		
-----------	-----	--	------------	--	--



- ▣ LEXUS (1)
 - ▣ LS460 (1)
 - ▣ 4.6L V8 (4)
 - ▣ 2010 Professional Grade
Front Right; RWD; Sport Package
 - ▣ 2011 Professional Grade
Front Right; RWD; Sport Package
 - ▣ 2012 Professional Grade
Front Right; RWD; Sport Package
 - ▣ 2013 Professional Grade
Front Right; F Sport

JT. NO	Lenght (mm)	WVA. NO	OE. NO	Model	Axle
--------	-------------	---------	--------	-------	------

JT8700012					
-----------	--	--	--	--	--

Wear sensors for Other Series

Axle	Model	OE. NO	WVA. NO	Lenght (mm)	JT. NO
F	FIAT Doblo	1640754/1647731	20907/20908/20909	250	JT8700100
F	FIAT Palio	5020818/5023998	21625/23109/23227		
F	FIAT Tempra	5023999/6155623	23228/23229/23552		
F	FORD Escort	6174787/6189148	25012		
F	FORD Scorpio	6511774/6511775			
F	FORD Sierra	9948131			
F	FORD XR4				
F	LANCIA Dedra				



Axle	Model	OE. NO	WVA. NO	Lenght (mm)	JT. NO
R	FORD Granada	1666624 6485895	20979 20980 21729	240	JT8700200
R	FORD Scorpio				
R	FORD Sierra				



Axle	Model	OE. NO	WVA. NO	Lenght (mm)	JT. NO
F	FORD Mondeo	1022078/1022079	21393/21394/21395	220	JT8700300
		1073732/1079348	21581/21582/21583		
		1095202/1096940	21638		
		1130758/5028168			
		50291486 704270			
		6706468 6821708	CTD6007		
		6877835/6877837	D648 D745 D762 D778		
		6882582/6882583	D801 D899		
		689GB2K021BB			
		7261715/7261716			



Axle	Model	OE. NO	WVA. NO	Lenght (mm)	JT. NO
R	FORD Cougar	1 129 986	23411	205	JT8700401
R	FORD Mondeo				
F	FORD Cougar	1022079/1073732	21394/21395/21581	220	JT8700402
F	FORD Granada	10793481 095202	21582/21638		
F	FORD Mondeo	10969401 130758			
F	FORD Scorpio	5028168/5029148	CTD6007		
		6877837/6882582	D648 D745 D762 D778		
		7261715/93BB2K021FB	D801 D899		
		93BX2K021FB			
Axle	Model	OE. NO	WVA. NO	Lenght (mm)	JT. NO
R	FORD Cougar	6669779 7153476	21586 21587 21588	150	JT8700500
R	FORD Mondeo	93BB2M008AA	CTD6041/D661		
		F8RZ2200BA			
Axle	Model	OE. NO	WVA. NO	Lenght (mm)	JT. NO
F	FORD Transit	1433952 1433954	24484 24485	250	JT8700601
			GDB1724 GDB1723		
			D1555 D1528		
			FDB1928		
			K72短		
R	FORD Transit	1433958	D1502/24486/GDB1725	430	JT8700602
			FDB1930		
			K72长		
	FORD	1535358		90	JT8700603



Axle	Model	OE. NO	WVA. NO	Lenght (mm)	JT. NO	
F	FORD Transit	02003S48		460	JT8700700	<p>JTX-325</p> <p>WWW.JT-SENSOR.COM</p>
F*1	FORD Transit			260	JT8700701	
R*2	FORD Transit			430	JT8700702	
R*2		BK212N248BC 1787173 1842816 1792658 8DK355252571 1763904		480	JT8700703	
F*2		1763902 BK2N248AB GDB1967/D1787 1781726 1842632		313	JT8700704	
R*2		D1775/CK4Z2 福特途睿欧后 16款新全顺后		630	JT8700705	

Axle	Model	OE. NO	WVA. NO	Lenght (mm)	JT. NO
F*2		D1774/CK4Z2001A 福特途睿欧前 16款新全顺前 D1787/GDB1967		320	JT8700706



Axle	Model	OE. NO	WVA. NO	Lenght (mm)	JT. NO
F	FORD Galaxy		21193/21194/21195 21962/23218/23219 23220/23772/23775 23776	960	JT8700800



Axle	Model	OE. NO	WVA. NO	Lenght (mm)	JT. NO
	RANDON	02003S70		260	JT8700900



Axle	Model	OE. NO	WVA. NO	Lenght (mm)	JT. NO
F	IVECO Daily	1902494/1906154 1906207	20359/20608/20653 20759/21160/21480	170	JT8701001
F	IVECO Daily		20465/29012/29040 29138	220	JT8701002
Axle	Model	OE. NO	WVA. NO	Lenght (mm)	JT. NO
F	ALFA ROMEO AR 8	1902301/1902469	20465/ 21048/21049	450	JT8701100
F	DAF F1000	1903383/1903488	21188/21620/29012		
F	DAF F500	1906039/1906155	29017/29024/29026		
F	DAF F600	1906159/1906206	29027/29028/29029		
F	DAF F700	7701201622/9940082	29040/29041/29138		
F	DAF F800		29140		
F	IVECO Daily				
F	IVECO Dumper				
F	IVECO Eurocargo				
F	IVECO Zeta				
F	RENAULT B60 Messenger				
Axle	Model	OE. NO	WVA. NO	Lenght (mm)	JT. NO
	AUSTIN Metro/Mini Metro	GBP90259	20754/20761/20762	170	JT8701201
	AUSTIN Metrovan		20763		
	AUSTIN Mini Metro				
	MG Metro				
F	CITROËN ZX	1906183/95658557	20435/20441/20478	235	JT8701202
F	IVECO Daily	RTC5756	20479/20511/20516		
F	LAND ROVER Discovery	RTC5760/RTC6781	21400/21459/21460		
F	LAND ROVER Freelander	STC8571/STC8572	21613/21897/29001		
F	RENAULT Fuego	STC9190	29002/29003/29107		
F	RENAULT R18				



Axle	Model	OE. NO	WVA. NO	Lenght (mm)	JT. NO
	ALFA ROMEO AR 8	607963999	20364/20365/20381		
	AUSTIN Ambassador	1605999/1906038	20382/20403/20577		
	AUSTIN Metro	1906157/6567001	20604/20754/20762		
	AUSTIN Metrovan	89VB2K021BA	20763/20894/21019		
	AUSTIN Mini Metro	GBP90111/GBP90219	21157/21237/21238		
	AUSTIN Princess	GBP90244/GBP90258	21461/21514		
	BEDFORD Blitz	GBP90265/GBP90268			
	FORD Transit	GBP90273/GBP90275			
	GEO Metro	GBP90287/GBP90290			
	IVECO Daily	GBP90291/GBP90292			
	LAND ROVER Defender	GBP90306/RTC4518			
	LAND ROVER Discovery	RTC4519/RTC5762			
	LAND ROVER Range Rover	RTGBP3360/RTGBP3410			
F	IVECO Daily	1906039/1906158 1906159	21048/21049/21188 21620/29037/29038 29041/29139/29140	170	JT8701301
F	JAGUAR XJ	JLM 577	21174/21175 CTD6020 D518 D519 D520-210MM	222	JT8701302
F	ALFA ROMEO 164	0060743565/0060760121	21093/21094/21095	460	JT8701303
F	FIAT Croma	5892580/792159/792533	21181/21182/21183		
F	LANCIA Delta	792700/792701/793132AR	21184/21196/21262		
F	LANCIA Prisma	793211/793230/9944814	21263/21264		
F	LANCIA Thema		CTD6000 D590-445MM		



Axle	Model	OE. NO	WVA. NO	Lenght (mm)	JT. NO
F			20083 20087 CTD6002 D405 D406 D408	220	JT8701304

Axle	Model	OE. NO	WVA. NO	Lenght (mm)	JT. NO
F&R	BEDFORD TL	1660384 1668053	29302	435	JT8701400
F&R	FORD Cargo	30900484 30900784			
F&R	NISSAN L-Serie	3098048 3779999			
F&R	NISSAN M-Serie	6199999 6204677			
F&R	VOLVO FL4				
F&R	VOLVO FL6				



Axle	Model	OE. NO	WVA. NO	Lenght (mm)	JT. NO
F	IVECO 240	93161314	29075/29186	500	JT8701500
F	IVECO 270				
F	IVECO 300				
F	IVECO 370				
F	IVECO 380				
F	IVECO Cityclass				
F	IVECO Eurorider				



Axle	Model	OE. NO	WVA. NO	Lenght (mm)	JT. NO
F	ALFA ROMEO 166	9948030	23092 23110 23111 23325 23575 23576 23756 23757 24273 24274	155	JT8701601
F	ALFA ROMEO 147	4252.54 4252.55	23092 23110 23111	170	
F	ALFA ROMEO 156	77362226 7736269 2	23325 23575 23576		JT8701602
F	ALFA ROMEO 159	77362722 77363328	23756 23757 24273		
F	ALFA ROMEO 166	77363336 77363545	24274		
F	ALFA ROMEO 936	9851050 9948030			







Axle	Model	OE. NO	WVA. NO	Lenght (mm)	JT. NO
F	CITROËN Dispatch	4251.09 4251.10	21265 21383 21557	300	JT8701603
F	CITROËN Evasion	77362237 9946016	21645 21686 21801		
F	CITROËN Jumpy		21802 23168 23770		
F	CITROËN Synergie				
F	FIAT Scudo				
F	FIAT Ulysse				
F	LANCIA Zeta				
Axle	Model	OE. NO	WVA. NO	Lenght (mm)	JT. NO
F	FIAT Palio	9947954	20907 20908 20909 21625 23109 23227 23228 23229 23552 25012 29229 29230 D1581	185	JT8701701
F	ALFA ROMEO 147	4252.54 4252.55	23092 23110 23111	160	JT8701702
F	ALFA ROMEO 156	7736222 6 7736269 2	23325 23575 23576		
F	ALFA ROMEO 159	77362722 77363328	23756 23757 24273		
F	ALFA ROMEO 166	77363336 77363545	24274		
F	ALFA ROMEO 936	9851050 9948030			
F	ALFA ROMEO Brera	9951155			
F	ALFA ROMEO 145	9947630 9947776	21928 21929 23221	210	JT8701703
F	ALFA ROMEO 146	9949048 9951067	D54线		
F	FIAT Brava	9951243			
F	FIAT Punto/LANCIA Dedra				
F	ALFA ROMEO 145	6071713143	21193 21194 21195	215	JT8701704
F	ALFA ROMEO 146	6071713144	21636 21928 21929		
F	ALFA ROMEO 156	77362199 9947118	21931 21932 21962		
F	ALFA ROMEO GTV	9947124 9947156	23141 23181 23218		
F	ALFA ROMEO Spider	9947446 9947600	23219 23220 23221		
F	FIAT Barchetta	9947629 9947630	23222 23289 23307		
F	FIAT Brava	9947917 9947935	23769 23772 23775		
F	FIAT Bravo	9947936 9948476	23776 24067 24095		



Axle	Model	OE. NO	WVA. NO	Lenght (mm)	JT. NO
F	ALFA ROMEO 164	60777621	20907 20908 20909	255	JT8701705
F	FIAT Cromia	607945816	21100 21101 21104		
F	FIAT Palio	609946023	21105 21181 21182		
F	FIAT Tempra	5888871 5892313	21184 21185 21258		
F	FIAT Tipo	5892330 5892731	21265 21383 21533		
F	FIAT Uno	5895983 5001868608	21557 21625 21645		
F	LANCIA Dedra	792426 793120 793382	21686 21801 21802		
F	LANCIA Thema	793774 794079	23068 23109 23168		
R	RENAULT Maxity	794870 9941174	23227 23228 23229		
		9941872 9943830	23552 23770 23789		
		9944678 9946788	25012		
		9946861 9948598	D1582		
			23860 23921 24589		
F	FIAT Duna	5882942 5882984	21100 21101 21104	280	JT8701706
F	FIAT Fiorino	5888528 5888871	21105 21193 21194		
F	FIAT Palio	5892330 5001868609	21195 21533 21962		
F	FIAT Tempra	7076376 7079656	23068 23218 23219		
F	FIAT Tipo	793120 793382	23220 23772 23775		
F	FIAT Uno	794079 794870	23776 23789 29121		
F	LANCIA Dedra	9943830 D4060MB40A			
R	NISSAN Atlas				
R	NISSAN Cabstar				
R	RENAULT Maxity				
F	ZASTAVA Miami				
F	ZASTAVA Sana				
Axle	Model	OE. NO	WVA. NO	Lenght (mm)	JT. NO
F	FIAT Cinquecento	4656573-3 5892786-0 5897360	21436	220	JT8701801
F	FIAT 500	1559698 4656573-3	21436 21437	475	JT8701802
F	FIAT Cinquecento	5892736 5892786-0			
F	FIAT Punto	5897360 77364636			
F	FORD Ka				



Axle	Model	OE. NO	WVA. NO	Lenght (mm)	JT. NO	
F	FIAT Duna	02003S55		300	JT8701803	JTX-311 OE: 02003S55 
F	FIAT Fiorino					
F	FIAT Palio					
Axle	Model	OE. NO	WVA. NO	Lenght (mm)	JT. NO	
F	ALFA ROMEO 145	9947630 9947776	21928 21929 23221	200	JT8701804	JTX-304 
F	ALFA ROMEO 146	9949048 9951067				
F	FIAT Brava	9951243				
F	FIAT Punto/LANCIA Dedra					
Axle	Model	OE. NO	WVA. NO	Lenght (mm)	JT. NO	
F	FIAT 500	1559698 4656573-3	21436 21437	475	JT8701805	JTX-305 
F	FIAT Cinquecento	5892736 5892786-0				
F	FIAT Punto	5897360 77364636				
F	FORD Ka					

Axle	Model	OE. NO	WVA. NO	Lenght (mm)	JT. NO
F	LANCIA Thesis	77362141 77362272 9949293	23761 23810	205	JT8701900
					
Axle	Model	OE. NO	WVA. NO	Lenght (mm)	JT. NO
F	FIAT Doblo	1640754 1647731	20907 20908 20909	185	JT8702001
F	FIAT Palio	5020818 5023998	21625 23109 23227		
F	FIAT Tempra	5023999 6155623	23228 23229 23552		
F	FORD Escort	6174787 6189148	25012		
F	FORD Scorpio	6511774 6511775			
F	FORD Sierra	9948131			
F	FORD XR4				
F	LANCIA Dedra				
					
R	CITROËN Jumper	4252.46 4252.47	23860 23921 24589	385	JT8702002
R	FIAT Ducato	5001868608 9949407			
R	NISSAN Atlas	9949408 D4060MA000			
R	NISSAN Cabstar				
R	PEUGEOT Boxer				
R	RENAULT Maxity				

Axle	Model	OE. NO	WVA. NO	Lenght (mm)	JT. NO
F	ZASTAVA Yugo	46602617 72320156NBK	21100 21101 21533	270	JT8702100
Axle	Model	OE. NO	WVA. NO	Lenght (mm)	JT. NO
F	JAGUAR Sovereign	JLM1281	20602	240	JT8702201
F	JAGUAR XJ				
R	JAGUAR Sovereign	793230 JLM1282	20572	425	JT8702202
R	JAGUAR XJ				
Axle	Model	OE. NO	WVA. NO	Lenght (mm)	JT. NO
F	ALFA ROMEO 75	0060719983 0060720645	20323 20357 20373	790	JT8702300
F	ALFA ROMEO 90	0060720981 0060728434	20379 20465 20911		
F	ALFA ROMEO Alfetta	0060734810 0060734811	20942 20943 20997		
F	ALFA ROMEO Giulietta	0060740842 0060740848	20998 21180 21198		
F	ALFA ROMEO GTV	0060741106 0060741331	21200 29012 29040		
F	ALFA ROMEO Milano	0060760093 0060774842	29138		
F	ALFA ROMEO RZ	0060777273 0060778267			
F	ALFA ROMEO SZ	60778269			
F	IVECO Daily	11315220390001			
		11348220520030			

Axle	Model	OE. NO	WVA. NO	Lenght (mm)	JT. NO
F	IVECO Daily	1906428 1906429	21048 21049 21188 21620 29041 29140	165	JT8702401
F	IVECO Daily	1906428 1906429	21048 21049 21188 21620 29041 29140	175	JT8702402
F	IVECO Daily	190 6183	29001 29002 29003 29107	220	JT8702403

JTX-313
OE: 02003S43



WWW.JT-SENSOR.COM

Axle	Model	OE. NO	WVA. NO	Lenght (mm)	JT. NO
F	IVECO Daily	02003S04			JT8702404



Axle	Model	OE. NO	WVA. NO	Lenght (mm)	JT. NO

Axle	Model	OE. NO	WVA. NO	Lenght (mm)	JT. NO
F	IVECO Daily	1906428 1906429	21048 21049 21188 21620 29041 29140	165	JT8702401
F	IVECO Daily	1906428 1906429	21048 21049 21188 21620 29041 29140	175	JT8702402
F	IVECO Daily	190 6183	29001 29002 29003 29107	220	JT8702403
Axle	Model	OE. NO	WVA. NO	Lenght (mm)	JT. NO
F	CITROËN Jumper	4252. 42/4252. 43	23858 23859 23917	150	JT8702501
F	FIAT Ducato	4252. 44/4252. 45	23918 23919 23920		
F	PEUGEOT Boxer	77362216/77362219 9949362/9949409 9949482/9949516 9949517			
F	CITROËN Jumper	4253, 56 4253, 58	24468 24469	175	JT8702502
F	CITROËN Relay	4253. 55 4253. 57	23517 23601		
F	FIAT Ducato	77364014 77364160	D1492		
F	PEUGEOT Boxer				
R	FIAT 500 Cabrio	77365754		400	JT8702503
R	FIAT 500 Tributo Ferrari				



JTX-290



JT PARTS

F	CITROËN Jumper	23711 23712 23713	215	JT8702504
F	CITROËN Relay	D1536/FDB1468		
F	FIAT Ducato	A028-GDB1750		
F	PEUGEOT Boxer			
	A790-GDB1518	24339 24340 24072	205	JT8702505
	A786-GDB1517	D1493 D1488		
	A966-24538/GDB1789	24138 24764 23982		
		A966-24538/GDB1789		
		24468 24469	155	JT8702506
		D1489 GDB1681		
		A051-GDB1703		
		A050-GDB1681		

Axle	Model	OE. NO	WVA. NO	Lenght (mm)	JT. NO
F	ALFA ROMEO 147	4252. 54 4252. 55	23092 23110 23111	155	JT8702601
F	ALFA ROMEO 156	4253, 56 4253, 58	23325 23575 23576		
F	ALFA ROMEO 159	4253. 55 4253. 57	23756 23757 24162		
F	ALFA ROMEO 166	4253. 73 4253. 74	24273 24274 24466		
F	ALFA ROMEO 936	4253. 75 4253. 76	24467 24468 24469		
F	ALFA ROMEO Brera	77362226 77362692	24687		
F	ALFA ROMEO GT	77362722 77363328			
F	ALFA ROMEO MiTo	77363336 77363545	D1540		
F	ALFA ROMEO Spider	77364014 77364015			
F	CITROËN C8	77364160 77364161	TKSD-980156012/玛莎拉蒂总裁前		
F	CITROËN Jumper	77364318 77364319	ZD-980156147/玛莎拉蒂总裁后/宗色		
F	CITROËN Relay	77364393 7701208218	1517线155MM带三元一丙套管100MM		
F	FIAT Ducato	9851050 9948030	5174327AC		
	FIAT Grande Punto	9951155 SFP500010			
F	ALFA ROMEO 159	4253, 56 4253, 58 4253. 55	23092 23110 23111	165	JT8702602
F	ALFA ROMEO 166	4253. 57 4253. 73 4253. 74	23325 23575 23576		
F	ALFA ROMEO MiTo	4253. 75 4253. 76	23756 23757 24273		
F	CITROËN Jumper	77364014 77364015	24274 24466 24467		
F	CITROËN Relay	77364160 77364161	24468 24469		
F	FIAT Ducato	77364318 77364319			
F	FIAT Grande Punto	77364393 77365202			
F	FIAT Punto				
F	PEUGEOT Boxer				
F	CITROËN Jumper	4253, 56 4253, 58	24468 24469	175	JT8702603
F	CITROËN Relay	4253. 55 4253. 57			
F	FIAT Ducato	77364014 77364160			
F	PEUGEOT Boxer				
F	CITROËN Jumper	4253. 73 4253. 74	24466 24467	185	JT8702604
F	CITROËN Relay	4253. 75 4253. 76	ZD-980156007/玛莎拉蒂吉博力前-		
F	FIAT Ducato	77364015 77364161	195mm/宗色1517线195MM带三元一丙套管		
F	PEUGEOT Boxer	77364318 77364319	140MM		
			ZD-980156013/玛莎拉蒂总裁前-240MM/ 宗色1517线240MM带三元一丙套管180MM		



F	ALFA ROMEO 147	1ML698151 3068513-60	21381 21382 23142	310	JT8702605
F	ALFA ROMEO 156	4728999 4897218AB	23206 23207 23753		
F	ALFA ROMEO Gtv	4251.82 4251.95 4252.19	23754 23755 23771		
F	ALFA ROMEO Spider	4252.51 5892740	24143		
F	FIAT Coupe	6KL698151 77362227	9949509 9949533 9950		

F	ALFA ROMEO GT	77362722	23092 23110 23111	380	JT8702606
			23325 23575 23576		
			23756 23757 24273		

			ZD-980156029/玛莎拉蒂 吉博力后-185MM 宗色1517线185MM带黑热 缩管25MM头部留10MM	185	IT8702607
--	--	--	---	-----	------------------

Axle	Model	OE. NO	WVA. NO	Lenght (mm)	JT. NO
F	CITROËN Jumper	4252.24 4252.25 4252.26	21627 21628 21629	305	JT8702700
F	CITROËN Relay	4252.27 77362235	21630 21797 21798		
F	FIAT Ducato	9948626 9948629	21799 21800 23602		
F	PEUGEOT Boxer		23603		



Axle	Model	OE. NO	WVA. NO	Lenght (mm)	JT. NO
F	CITROËN Jumper	4252.24 4252.25 4252.26	21627 21628 21629	305	JT8702800
F	CITROËN Relay	4252.27 7736223 5	21630 21797 21798		
F	FIAT Ducato	9948626 9948629	21799 21800 23602		
F	PEUGEOT Boxer		23603		

JTX-310
OE: 02003S37



WWW.JT-SENSOR.COM

Axle	Model	OE. NO	WVA. NO	Lenght (mm)	JT. NO
F	CITROËN Jumper	4252. 24 4252. 25 4252. 26	21627 21628 21629	305	JT8702900
F	CITROËN Relay	4252. 27 77362235	21630 21797 21798		
F	FIAT Ducato	9948626 9948629	21799 21800 23602		
F	PEUGEOT Boxer		23603		

JTX-306

WWW.JT-SENSOR.COM

300MM


Axle	Model	OE. NO	WVA. NO	Lenght (mm)	JT. NO
F	FIAT 500	1559698 77364636	21437	200	JT8703000
F	FORD Ka				


Axle	Model	OE. NO	WVA. NO	Lenght (mm)	JT. NO
F	DAEWOO Korando	4811105100 4813005100	23230 23231 23232	220	JT8703101
	DAEWOO Musso		23233		
F	FERRARI 208	1039106 118589	20230 20272 20491	265	JT8703102
F	FERRARI 328	1595523 1638880	20578 20640 20752		
F	FERRARI Mondial	1640754 1647731	20753 20783 20791		
F	FIAT Doblo	1648236 1666716	20792 20793 20849		
F	FIAT Palio	1682360 115430280	20862 20907 20908		
F	FIAT Temptra	115430281 178479	20909 20914 20915		
F&R	FORD Capri	5015919 5018194	20930 20931 20970		


JTX-321


WWW.JT-SENSOR.COM

260MM

Axle	Model	OE. NO	WVA. NO	Lenght (mm)	JT. NO
F	AUDI 100	0013675000 4245. 11	20145 20146 20253		JT8703200 
F	AUDI 5000	4245. 36 4245. 37 4245. 40	20271 20453 20454		
F	DANGEL 504	4245. 46 4245. 56 4245. 57	20455 20483 20484		
F	DANGEL 505	4245. 84 4245. 89 4248. 12	20518 20677		
F	PEUGEOT 504	4248. 16 4248. 18 4248. 31			
F	PEUGEOT 505	4248. 32 4248. 34 4248. 35	D141/D77		
F	PEUGEOT 604	4248. 58 4248. 82 4250. 02			
F	PEUGEOT 605	4250. 03 4250. 06 4250. 07			
F	TALBOT Tagora	4250. 08 4250. 16 4250. 17 4250. 20 4250. 22 4250. 24			

Axle	Model	OE. NO	WVA. NO	Lenght (mm)	JT. NO
F	DANGEL 504	0013675000/4245. 36	20145 • 20146	100	JT8703300 
F	PEUGEOT 504	4245. 37/4245. 40/4245. 46 4245. 56/4248. 15/4250. 02 4250. 03/4250. 06/4250. 17/ 4250. 96			

Axle	Model	OE. NO	WVA. NO	Lenght (mm)	JT. NO
F	IVECO Daily	21083501080/21103501080	20692/20693/21077		JT8703400  JTX-301 www.jt-sensor.com 180MM
F	LADA 110	A21100350108000	21078/23671		
F	LADA 111	21103501093	GDB1446/拉达线		
F	LADA 112				
F	LADA Diva				
F	LADA Forma				

Axle	Model	OE. NO	WVA. NO	Lenght (mm)	JT. NO
					JT8703500
					
Axle	Model	OE. NO	WVA. NO	Lenght (mm)	JT. NO
F	CITROËN ZX	95658557	20435 20441 20478	130	JT8703601
F	RENAULT Fuego		20479 20511 20516		
F	RENAULT R18		21400 21460 21613		
F	RENAULT R20				
F	RENAULT R9				
F	RENAULT Scenic				
F	AIXAM 500	0790710 6025170170	20234/20236/20238	205	JT8703602
F	CITROËN ZX	6025171456/6G065/6L065	20303/20435/20441		
F	RENAULT Espace	95658557	20478/20479/20511		
F	RENAULT Fuego		20516/2140021460		
F	RENAULT R18		21613/21917/21918		
F	RENAULT R20		24730/24731/24732		
F	RENAULT R9		24734/24735/24736		
F	RENAULT Scenic		20276 GDB807/D292		
F	IVECO Daily	1906430 6014207620	20465 29012 29040	210	JT8703603
F	MERCEDES BENZ T1		29138		
F	CITROËN Visa	95607093 95607098 95611498 95616818 95647733 95661871	20989 21014 21017 21022 21023 21239 21240 21241 21242 21614 21615 21616 CTD6023/D454	225	JT8703604

JTX-296

WWW.JT-SENSOR.COM



Axle	Model	OE. NO	WVA. NO	Lenght (mm)	JT. NO
	PERLINI Serie 100		29152 29626	260	JT8703605
F	MENARINI Bus	5000814345 5001821995	29044/29072/29118/29130 310		JT8703606
F	RENAULT Bus	5001823557 5001834448			
F	RENAULT FR	5010104739 5010151214			
F	OPEL Arena	4403271 4403272	20926 20927 20928 20929 328		JT8703607
F	RENAULT Trafic	7701202713 7701202956			
F	VAUXHAL Arena	7701203913 7701203917 7701203918 9111271			
F	CITROËN Visa	95607093 95607098 95611498 95616818 95647733 95661871	20989 21014 21017 21022 21023 21239 21240 21241 21242 21614 21615 21616	368	JT8703608
F	CITROËN BX	7701202289 7701202896	20916 20917 20918	225	JT8703609
F	CITROËN C15	7701202973 7701203070	20920 20921 20989 21014		
F	CITROËN Visa	7701204220 95607093	21017 21022 21023 21239		
F	RENAULT Espace	95607098 95611498	21240 21241 21242 21388		
F	RENAULT R25	95616818 95647733	21614 21615 21616 23171		
F	RENAULT R5		23172 23173 20919		
F	RENAULT Super 5				
F	CITROËN AX	4250.90/4251.64/95569340	21145 21179 21267 21289 180		JT8703610
F	PEUGEOT 106	95619549/95619550 95619601/95619602 95619603/95619611 95646300/95647611 95650935/95650936 95650937/95650938 95658617	21667 21857 21858		

Axle	Model	OE. NO			WVA. NO			Lenght (mm)	JT. NO
F	ARO 240	4250. 21	4250. 25		20334	20335	20631	110	JT8703701
F	ARO 244	6000061026			20634	20635	20636		
F	ARO Expander				20682	20683	20711		
F	ARO Serie 10				20786	20966	20967		
F	PEUGEOT 205				21096	21097	21597		
F	PEUGEOT 505								
F	ALPINE A610	4250. 32	4250. 42	4251. 04	20035	20036	20634	130	JT8703702
F	CITROËN BX	4251. 46	4251. 48	4251. 96	20635	20636	20682		
R	CITROËN Saxo	4251. 97	4252. 71	4448. 82	20683	20711	20786		
F	CITROËN XM	6000009363			20790	20859	20860		
R	CITROËN Xsara	6000009999			20966	20967	20973		
R	CITROËN ZX	7701202050	7701202210		21096	21097	21295		
R	PEUGEOT 106	7701202308	7701202662		21296	21297	21298		
R	PEUGEOT 205	7701203560	7701203668		21299	21300	21504		
F	CITROËN BX	4250. 32	4250. 42	4251. 04	20634	20635	20636	160	JT8703703
R	CITROËN Saxo	4251. 46	4251. 48	4251. 96	20682	20683	20711		
R	CITROËN Xsara	4251. 97	4252. 71	4448. 82	20786	20966	20967		
R	CITROËN ZX	7701202050	7701202210		20973	21096	21097		
R	PEUGEOT 106	7701202308	7701202662		21597	20974/D1458			
F&R	PEUGEOT 205	7701203560	7701203668						
R	PEUGEOT 206	7701203919	7701204036						
R	CITROËN Saxo	4248. 62	4248. 78	4250. 33	20315	20634	20635	205	JT8703704
R	CITROËN Xsara	4250. 42	4250. 49	4250. 50	20636	20682	20683		
R	CITROËN ZX	4250. 51	4250. 57	4250. 71	20711	20786	20790		
F	DALLAS Fun	4250. 76	4250. 88	4251. 04	20859	20860	20905		
F	DALLAS Torpedo	4251. 46	4251. 48	4251. 96	20906	20966	20967		
F	DALLAS Vescovato	4251. 97	4252. 71		20973	20974	20986		
R	DONGFENG 206	7701002711	7701201542		20987	21061	21062		
R	DONGFENG Xsara	7701202050	7701202210		21096	21097	21414		
R	PEUGEOT 106	7701202213	7701202216						






F&R	ALPINE A310	6000008125 6000008304	20634 20635 20636	240/250	JT8703705
F&R	ALPINE V6	7701170172 95589273	20682 20683 20711		
F&R	CITROËN BX	95620859 95624484	20786 20790 20859		
F&R	CITROËN Visa		20860 20966 20967 21096 21097 21597 D371/GDB327		
F	CITROËN AX	4248.62 4248.78 4250.33	20905 20906 20986	280	JT8703706
F	DALLAS Fun	4250.49 4250.50 4250.51	20987 21061 21062		
F	DALLAS Torpedo	4250.57 4250.76 4250.88	21414 21415 21416		
F	DALLAS Vescovato	7701002711 7701201542	21417 21598 21599		
F	PEUGEOT 106	7701202216	21609 21610 21611		
F	PEUGEOT 205	7701202217 7701202283	21612 21803 21804		
F	PEUGEOT 305	7701202302 7701202518	21805 21806		
F	PEUGEOT 309				
F	CITROËN AX	4248.62 4248.78 4250.33	20905 20906 20986	370	JT8703707
F	DALLAS Fun	4250.49 4250.50 4250.51	20987 21061 21062		
F	DALLAS Torpedo	4250.57 4250.76 4250.88	21414 21415 21416		
F	DALLAS Vescovato	7701002711 7701201542	21417 21598 21599		
F	PEUGEOT 106	7701202216 7701202217	21609 21610 21611		
F	PEUGEOT 205	7701202283 7701202302	21612 21803 21804		
F	PEUGEOT 305	7701202518 7701202711	21805 21806		
F	PEUGEOT 309	7701202892 7701349969			
Axle	Model	OE. NO	WVA. NO	Lenght (mm)	JT. NO
F	CITROËN AX	4209.68 4209.69 4250.37	21020 21021 21080	225	JT8703801
F	DALLAS Fun	4250.39 4250.77 4250.82	21081 21082 21214		
F	DALLAS Torpedo		21408 21409 21578		
F	DALLAS Vescovato		23212 23213 23214		
F	MEGA Club		GDB808/FDB455		
F	MEGA Ranch				
F	CITROËN ZX	95659353	21020 21021 21080	330	JT8703802
			21081 21082 21214		
			21408 21409 21578		
			23212 23213 23214		

JTX-295

WWW.JT-SENSOR.COM



Axle	Model	OE. NO	WVA. NO	Lenght (mm)	JT. NO
F	NISSAN Kubistar	7701205996	21978 21979 21980	170	JT8703900
F	RENAULT Kangoo		21981		
					
Axle	Model	OE. NO	WVA. NO	Lenght (mm)	JT. NO
F	CITROËN C8	24204820	23092 23110 23111	130	JT8704001
R	MERCEDES BENZ V-Class	0034200020 4250. 81	23325 23575 23576		
R	MERCEDES BENZ Vito	4250. 93 4252. 54	23756 23757 24273		
R	PEUGEOT 605	4252. 55 6384230110	24274		
					
F	CITROËN ZX	95658557	20435 20441 20478	375	JT8704002
F	RENAULT Fuego		20479 20511 20516		
F	RENAULT R18		21400 21460 21613		
			D1483-265MM D292-340MM	340	JT8704002
Axle	Model	OE. NO	WVA. NO	Lenght (mm)	JT. NO
F	FIAT Ulysse	4252. 07 9404252548	23092 23110 23111	300	JT8704101
F	LANCIA Phedra		23325 23575 23576		
F	PEUGEOT 605		23756 23757 24273		
			24274 D1484		
					
F	ALFA ROMEO 147	1ML698151 306851360	21381 21382 23142	390	JT8704102
F	ALFA ROMEO 156	4728999 4897218AB	23206 23207 23753		
F	ALFA ROMEO GTV	4251. 82 4251. 95	23754 23755 23771		
F	ALFA ROMEO Spider	4252. 19 4252. 51	24143		
F	CHRYSLER Viper	5892740 6KL698151			
F	DODGE Viper	77362227 77362239			

Axle	Model	OE. NO	WVA. NO	Lenght (mm)	JT. NO
F	CITROËN C8	4252. 20 4252. 31	20261 20267 24294	180	JT8704201
F	CITROËN Jumpy	9404252548 9949552	GDB1503		
F	FIAT Scudo				
F	FIAT Ulysse				
F	FIAT Ulysse	77364821	24839 24840	360	JT8704202
F	LANCIA Phedra				
Axle	Model	OE. NO	WVA. NO	Lenght (mm)	JT. NO
F	RENAULT Clio	6000008126 7701201669	21004 21404 21463	215	JT8704301
F	RENAULT Express	7701201773 7701201785	21472 21473 23252		
F	RENAULT Megane	7701202129 7701202284	23283 24335		
F	RENAULT R19	7701202848 7701203775	CTD6024		
F	RENAULT R5	7701203795 7701203796	D1146/GDB400 D1579		
F	NISSAN Atlas	4106021T90 BKRJ35		228	JT8704302
F	NISSAN Cabstar				
Axle	Model	OE. NO	WVA. NO	Lenght (mm)	JT. NO
F	CITROËN Evasion	4250. 55 4250. 87	21208 21209 21210	195	JT8704401
F	CITROËN Synergie	4250. 93 4250. 95	21265 21383 21557		
F	CITROËN ZX	4251. 09 4251. 10	21645 21686 21801		
F	FIAT Scudo	9946016	21802 23168 23169		
F	FIAT Ulysse		23170 23770		
F	LANCIA Zeta				
F	CITROËN Dispatch	4251. 09 4251. 10	21265 21383 21557	245	JT8704402
F	CITROËN Evasion	77362237 9946016	21645 21686 21801		
F	CITROËN Jumpy		21802 23168 23770		
F	CITROËN Synergie				



JTX-300





215MM/218MM

JTX-297



190MM/210MM/215MM

F	CITROËN Berlingo	4250.95	4251.07	23124	23125	23169	280	JT8704403	<p>JTX-299</p>	
F	CITROËN Picasso	4251.54	4251.55	23170	23346					
F	CITROËN Xsara	95666894		CTD6028						
F	CITROËN ZX			D1496						
F	PEUGEOT 306									
F	CITROËN Berlingo	4250.95	4250.98	21208	21209	21210	310	JT8704404	<p>JTX-303</p>	
F	CITROËN Picasso	4251.07	4251.31	21442	21443	21444				
F	CITROËN Xsara	4251.32	4251.43	21672	21673	21674				
F	CITROËN ZX	4251.44	4251.54	21722	21723	21724				
F	PEUGEOT 306	4251.55	4251.60	21749	21886	21963				
F	PEUGEOT 405	4252.06	4252.68	23124	23125	23169				
F	PEUGEOT 406	95666894		23170	23346/D1221	D1948-0/D1190-0				
F	CITROËN C5	4252.77	4252.78	4252.94	24133	24134	24174	330	JT8704405	<p>JTX-303</p>
F	CITROËN C6	4253.35	4253.64	4253.66	24175	24901				
F	CITROËN Jumpy	4254.11	4254.22		D1245					
F	FIAT Scudo				D1948-1	D1190-1				
F	CITROËN C5	4252.77	4252.78	4252.94	24133	24134	24174	365	JT8704406	<p>JTX-303</p>
F	CITROËN C6	4253.35	4254.11		24175					
F	PEUGEOT 407				D1245					
Axle	Model	OE. NO			WVA. NO			Lenght (mm)	JT. NO	
F	CITROËN Xantia	4251.13	4251.14	4251.33	21631	23129	23146	155	JT8704501	<p>JTX-316</p>
		4251.56	4251.57	4251.58	23147	23150	23151			
		95667785	95667786							
		95667787	95667789							
		0035400220/0004200402								
F	CITROËN Dispatch	4251.25	4251.26		23003	23040	23041	275	JT8704502	<p>JTX-316</p>
F	CITROËN Evasion	4251.50	4251.51		23042					
F	CITROËN Jumpy	71711135	7	7232238						
F	FIAT Scudo	795915	9404251518							
F	FIAT Ulysse									

F	CITROËN Xantia	4251.13 4251.14 4251.33 4251.56 4251.57 4251.58 667785 95667786 95667787 95667789	21631 23129 23146 23147 23150 23151	365	JT8704503	
F	PEUGEOT 605	4251,84	23134 23135 23136 23137	410	JT8704504	
F	CITROËN C5	4252.14 4252.15 4252.16 4252.48 4252.49 4252.87 4252.88 4252.89	23272 23274 23275 23276 23277 23273 FDB1412/GDB1449	180	JT8704505	
Axle	Model	OE. NO	WVA. NO	Lenght (mm)	JT. NO	
R	MERCEDES BENZ V-Class	24204820	21076 21279 21286	115	JT8704600	
R	MERCEDES BENZ Vito	0034200020 6384230110	21572 21675 21904 21278/D1480			
Axle	Model	OE. NO	WVA. NO	Lenght (mm)	JT. NO	
F	CITROËN C5	4252.14 4252.15 4252.16 4252.48 4252.49 4252.87 4252.88 4252.89	23272 23274 23275 23276 23277 23273 FDB1412 GDB1449 MT1003长	410	JT8704700	 <p>JTX-302</p> <p>WWW.JT-SENSOR.COM</p> <p>410MM</p>

Axle	Model	OE. NO	WVA. NO	Lenght (mm)	JT. NO
F	PEUGEOT 605	4251, 84	23134 23135 23136 23137 MT1003短	185	JT8704800
Axle	Model	OE. NO	WVA. NO	Lenght (mm)	JT. NO
F	SEAT Fura	8E021165081	20708 21162 21758	130	JT8704901
F	SEAT Ibiza	8E021165081A			
F	SEAT Malaga	SE021165081B			
F	SEAT Marbella	SE022165005A			
F	SEAT Panda	SE127165081A			
F	SEAT Ronda				
F	ALFA ROMEO 6	09938205 4250. 47	21066 21205 21206	205	JT8704902
F	AUVERLAND A3	4250. 58 4251. 05			
F	CITROËN C25	9940566 9941207			
F	FIAT Ducato	9944861 9945070			
F	PEUGEOT J5	9945076 95615159			
F	TALBOT Express	95623223 95640895 95667765			

Axle	Model	OE. NO	WVA. NO	Lenght (mm)	JT. NO
F	ALFA ROMEO 6	09938205 4250.47	21627 21628 21629	200	JT8705000
F	AUVERLAND A3	4250.58 4251.05	21630 21797 21798		
F	CITROËN C25	9940566 9941207	21799 21800 23602		
F	FIAT Ducato	9944861 9945070	23603		
F	PEUGEOT J5	9945076 95615159	21066 21205 21206		
F	TALBOT Express	95623223 95640895 95667765	GDB1105/GDB1106		





Axle	Model	OE. NO	WVA. NO	Lenght (mm)	JT. NO
F	PEUGEOT 605	652647	21211	260	JT8705101
F	CITROËN C5	425473 443303	25070 25223	310	JT8705102
F	CITROËN DS4	4254A6 4254A7	D1375/24332/24084		
F	PEUGEOT 508 14款2.3		D1241/GDB1818 D1966 D1949		



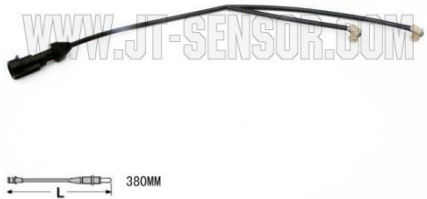


Axle	Model	OE. NO	WVA. NO	Lenght (mm)	JT. NO
R	CITROËN Evasion	4251.11 4251.12	21275 21276	305	JT8705200
R	CITROËN Synergie	9404251248			
R	FIAT Ulysse				
R	LANCIA Zeta				
R	PEUGEOT 806				






Axle	Model	OE. NO	WVA. NO	Lenght (mm)	JT. NO
R	OPEL MOVANO Bus2.3 CDTI	4419950	25147 25148 25165	110	JT8705301
R	RENAULT	410604386R 93167551 LP2190 141999 GDB1910			
					
Axle	Model	OE. NO	WVA. NO	Lenght (mm)	JT. NO
F	OPEL MOVANO Bus2.3 CDTI	4420066	25112 25113	330	JT8705302
F	RENAULT	93167662 440601147R LP2191 142001 GDB1903			
		D1985	24693/25291	230	JT8705303
					
Axle	Model	OE. NO	WVA. NO	Lenght (mm)	JT. NO

Wear sensors for Truck-Bus

	JT. NO	Lenght (mm)	WVA. NO	OE. NO	Model	Axle
<p>JTX-220</p>	JT8800101A	385	29088 29117 29159 29168	12182145 12182192 12999577 12999667 12999737 12999743 211433057008000 24070005 3057008000 5010848607 81508205011 81508205022 81508205023 81508205024 81508205025 81508205029 81508205030 81508206006 81508206007 81508206020 81508206021	DAF LF45 DAF LF55 MAN L2000 RENAULT Midlum SAUER Eje	F&R F&R F&R F&R F&R
	VIE19. 5W-3501350-感应头PFA	JT8800101B			VIE19. 5W-3501350-感应头PFA VIE19. 5W-3502350-感应头PEEK	
<p>JTX-238</p>	JT8800102	380	29088	68323004 12999743VT	DAF FA 45 DAF LF 45	F&R F&R
	JT8800102A	330		UAI152 8667. 000. 120		
<p>JTX-239</p>	JT8800103	375	29119 29126 29142 29159 29168	12182192 12999737 211433057008000 3057008000 68323004	DAF LF 55 RENAULT Midlum SAUER Eje	F&R F&R F&R



	JT. NO	Lenght (mm)	WVA. NO	OE. NO	Model	Axle
<p>JTX-221</p> 	JT8800201	380	29122	1906468 42536956	IVECO Eurocargo	F
<p>JTX-294</p> 	JT8800202	200	29065	1906462	IVECO Cargo Plus IVECO Eurocargo IVECO Zeta	F&R F&R F&R
	JT8800203	295	29065/29067/29121 29122/29123	1908407 42548208 2991854	IVECO 80 IVECO Daily IVECO Daily	F&R F&R R
	JT8800204	495	29065		IVECO Eurocargo	F&R

	JT. NO	Lenght (mm)	WVA. NO	OE. NO	Model	Axle
	JT8800205	500	29030 29067 29083	1906043 1906144	IVECO Dumper	F
			29084 29113	1906298 1906402	IVECO Eurocargo	F
				1906999 7173036	IVECO Zeta	F
	JT8800206	250	29011 29032	1908231	IVECO Eurocargo	F&R
				381.425	IVECO Supercargo	F
	JT8800207	270		1906468 42536956	IVECO Eurocargo	F




JTX-236
OE: 1906468



270MM

	JT. NO	Lenght (mm)	WVA. NO	OE. NO	Model	Axle
	JT8800208	370	29122	1906468 42536956	IVECO Eurocargo	F
	JT8800209	380			宇通	F
	JT8800210				隆中	




	JT. NO	Lenght (mm)	WVA. NO	OE. NO	Model	Axle
<p>JTX-227</p> <p>1500MM</p>	JT8800211A	1500				
	JT8800211B	1100		VIE19. 5W-3501350-HT		
<p>JTX-231</p> <p>OE: 1903651</p> <p>1300MM</p>	JT8800212	1300		190 3651	IVECO Eurostar	F
<p>JTX-232</p> <p>OE: 42530550</p> <p>1340MM</p>	JT8800213	570		42532204	IVECO Eurocargo	R
	JT8800214	1320	19091 19099 19342 19343	42530550	IVECO Eurotech	R
					IVECO Cursor	
					IVECO Eurotrakker	



	JT. NO	Lenght (mm)	WVA. NO	OE. NO	Model	Axle
<p>JTX-223 OE: 93192921</p>  <p>1520MM</p>	JT8800215	1320	19553 19555 19714 19716	93192921 42539437	IVECO Cursor IVECO Eurotech IVECO Eurotrakker	R R F&R
	JT8800216	630		42552778		
	JT8800217	955		42539438 93193778	IVECO Eurocargo E15 IVECO Eurocargo E15K IVECO Eurocargo E18 IVECO Eurocargo E23 IVECO Eurocargo E27 R IVECO Eurocargo E27T	
	JT8800218	955		93193778	IVECO Eurocargo IVECO Eurotech	R R
<p>JTX-263</p> 	JT8800219	1520		42539439	IVECO BUS	F

	JT. NO	Lenght (mm)	WVA. NO	OE. NO	Model	Axle
<p>JTX-256 OE: 5001848363</p> <p>WWW.JT-SENSOR.COM</p> <p>390MM</p>	JT8800301	355	29030 29090 29100 29131 GDB5086	40703 5001834075	RENAULT Premium	F
	JT8800302	390		5001848363	RENAULT Agora	F&R
	JT8800303	655	29125 29203 29169/29177		RENAULT Remolque VOLVO FH12 VOLVO FH16 VOLVO FL6 VOLVO FM12 VOLVO FM9	F&R F&R F&R F&R F&R F&R
<p>JTX-253 OE: 68323785 5001834075</p> <p>WWW.JT-SENSOR.COM</p> <p>335MM</p>	JT8800304	355	29131 GDB5086	5001834075 68323785 96990027601	RENAULT Premium	F
	JT8800305	355	29174/29173 29272 GDB5096 GDB5102 29273 29203 29169/29177	68325408 98028200	RENAULT Magnum RENAULT Midlum RENAULT Premium VOLVO FE VOLVO FL VOLVO FM	F&R F&R F&R F&R F&R F&R
<p>JTX-254 OE: 68325408</p> <p>WWW.JT-SENSOR.COM</p>						



	JT. NO	Lenght (mm)	WVA. NO	OE. NO	Model	Axle
<p>JTX-245 OE: 5010848607A</p>	JT8800306	310	29088 29117	5010848607	RENAULT Midlum	F
<p>JTX-269</p>	JT8800307	305	29088 29117	5010848607	RENAULT Midlum	F
	JT8800308	370	29147 29181 29207	20780788 20844903 5001866914 5010598372	RENAULT Midlum	F&R
<p>JTX-251 WVA29142</p>	JT8800309	450	29142	98027500	RENAULT Midlum	F&R

	JT. NO	Lenght (mm)	WVA. NO	OE. NO	Model	Axle	
 	JT8800310	655	29125		RENAULT Remolque VOLVO FH12 VOLVO FH16 VOLVO FL6 VOLVO FM12 VOLVO FM9	F&R F&R F&R F&R F&R F&R	
	JT8800311	400		68324613	IRISBUS Citelis 10.5, 12 IRISBUS Citelis 18 CNG	R R	
		365		29131/GDB5086			
	JT. NO	Lenght (mm)		OE. NO	Model	Axle	
	JT8800312	365		5001866914 5010598372 20780788 20844903 UAI175	RENAULT Midlum VOLVO FL280	F&R F&R	
		JT. NO	Lenght (mm)		OE. NO	Model	Axle
	 	JT8800313	200	29150	254625 2995553	IVECO * MENARINI Bus	F&R F&R

	JT. NO	Lenght (mm)	WVA. NO	OE. NO	Model	Axle
	JT8800314	610			MERITOR DX 195-Bremse EBS M	F
 <p>JTX-235 OE: 1903651</p> <p>WWW.JT-SENSOR.COM</p> <p>290MM</p>	JT8800401	270	29087 29094 29062	1388953 1903651 2992337	IVECO Eurostar SCANIA Baureihe 4	F F
	JT8800402	315	29122 29087 29094 29062	1388953 1794410 2992666 1794440 1794496	IVECO Eurocargo IVECO Eurostar SCANIA Scania	F F F

	JT. NO	Lenght (mm)	WVA. NO	OE. NO	Model	Axle
<p>JTX-259 OE:1388953</p> 	JT8800403	270	29059	1388953 1903651	SCANIA R144	F&R
			29087			
			29062			
			29120			
<p>JTX-257</p> 	JT8800404	310	29087	1903651	IVECO Eurostar	F
			29094			
			29062			
<p>JTX-222</p> 	JT8800405	310	29087	1903651	IVECO Eurostar	F
			29062			

	JT. NO	Lenght (mm)	WVA. NO	OE. NO	Model	Axle
JTX-250 OE: 68321348 069029820 	JT8800501	265	29100	68321484 5001831161 68321484	RENAULT Midliner	F
	JT8800502	280	29090 29100	3118128 5001831161 68321348	RENAULT Magnum RENAULT Premium VOLVO B12	F F F
JTX-255 OE: 68321484 	JT8800503	265	29100	68321484 5001831161 68321484	RENAULT Midliner	F
	JT8800504	280	29090 29100	3118128 5001831161 68321348	RENAULT Magnum RENAULT Premium VOLVO B12	F F F
JTX-258 	JT8800600	380		元丰二代线		

	JT. NO	Lenght (mm)	WVA. NO	OE. NO	Model	Axle
 <p>JTX-260 OE: 81508226013 68323118</p> <p>WWW.JT-SENSOR.COM</p>	JT8800701	275	29113 29114	68323004 81508226011 81508226016	MAN D-Elsa	F
	JT8800702	338	29113 29114	68323004 81508226011 81508226016	MAN D-Elsa	F
	JT8800703	385	29113 29114	68323004 81508226011 81508226016 81508226013	MAN D-Elsa	F
	JT8800704	405/350	29114	68323117 81508226012 81508226017	MAN D-Elsa	F
	JT8800705	385	29113	68323004 81508226011 81508226016	MAN D-Elsa brake	F

	JT. NO	Lenght (mm)	WVA. NO	OE. NO	Model	Axle
<p>JTX-261 OE: 81508226014-29117</p> <p>WWW.JT-SENSOR.COM</p>	JT8800706	298	29055 29088 29091 29117	33480087 81508226014	MAN L2000 MAN M2000	F F
	JT8800707	395	29087 29093 29062	81508226015	MAN Knorr Brake	F
<p>JTX-244 OE: 81508226014 33480087</p> <p>WWW.JT-SENSOR.COM</p>	JT8800708	296	29055 29088 29091 29117	33480087 81508226014	MAN L2000 MAN M2000	F F
	JT8800709	350-390	29087 29093 29062	81508226015 81508226029	MAN Knorr Brake	F
<p>JTX-247 OE: 683240072</p> <p>WWW.JT-SENSOR.COM</p>	JT8800710	330	29131 GDB5086	68324072	MAN ERF Meritor Elsa 2	F

JT. NO	Lenght (mm)	WVA. NO	OE. NO	Model	Axle
JT8800711	165		81259376021	MAN F2000	R
			81254286000	MAN M2000	R
				MAN TG-A	R
JT8800712	194	19496	81259370026	MAN F2000	R
			81259376011	MAN M2000	R
			81259370022	MAN TG-A	R
			81259376012		




JT. NO	Lenght (mm)	WVA. NO	OE. NO	Model	Axle
JT8800713	220	29030 29053 29083 29084 29113 29114	12182091 5001216437	IVECO Dumper	F&R
			5001823000 5001834075	MAN EL	F&R
		5001848363 8285388435	MAN EM	F&R	
		8285388436 8285388533	MAN F2000	F&R	
		8285388535 8285408463	MAN F90	F&R	
		8285408464 8285521000	MAN Lion' s Comfort	F&R	
		8285522000 8285526000	MAN Lion' s Star	F&R	
		8825525000 81508205005	MAN Lion' s Coach	F&R	
		81508205006 81508205007	MAN M2000	F&R	
		81508205020 81508205021	MAN NG	F&R	
		81508205040 81508205041	MAN NL	F&R	
		81508205047 81508205048	MAN NM	F&R	
		81508205064 81508205066	MAN NÜ	F&R	
		81508206000 81508206001	MAN TG-A	F&R	
		81508206002 81508206003	MAN ÜL	F&R	
		81508206004 81508206005	MERCEDES BENZ 0 340	F&R	
		81508206014 81508206015	MERCEDES BENZ 0 350	F&R	
		81508206016 81508206017	MERCEDES BENZ 0 404	F&R	
		81508206024 81508206025	MERCEDES BENZ 0 550	F&R	
		81508206036 81508206044	RENAULT Agora	F&R	
81508206046	RENAULT Lliade	F&R			
	RENAULT Magnum	F&R			





JTX-079





JT. NO	Lenght (mm)	WVA. NO	OE. NO	Model	Axle
JT8800714	275	29030 29053 29083	12182091 5001216437	IVECO Dumper	F&R
		29084 29113 29114	5001823000 5001834075	MAN EL	F&R
			5001848363 8285388435	MAN EM	F&R
			8285388436 8285388533	MAN F2000	F&R
			8285388535 8285408463	MAN F90	F&R
			8285408464 8285521000	MAN Lion' s Comfort	F&R
			8285522000 8285526000	MAN Lion' s Star	F&R
			8825525000 81508205005	MAN Lion' s Coach	F&R
			81508205006 81508205007	MAN M2000	F&R
			81508205020 81508205021	MAN NG	F&R
			81508205040 81508205041	MAN NL	F&R
			81508205047 81508205048	MAN NM	F&R
			81508205064 81508205066	MAN NÜ	F&R
			81508206000 81508206001	MAN TG-A	F&R
			81508206002 81508206003	MAN ÜL	F&R
			81508206004 81508206005	MERCEDES BENZ O 340	F&R
			81508206014 81508206015	MERCEDES BENZ O 350	F&R
			81508206016 81508206017	MERCEDES BENZ O 404	F&R
			81508206024 81508206025	MERCEDES BENZ O 550	F&R
			81508206036 81508206044	RENAULT Agora	F&R
			81508206046	RENAULT Lliade	F&R
				RENAULT Magnum	F&R
		JT8800715	310	29030 29053 29083	12182091 5001216437
29084 29113 29114	5001823000 5001834075			MAN EL	F&R
	5001848363 8285388435			MAN EM	F&R
	8285388436 8285388533			MAN F2000	F&R
	8285388535 8285408463			MAN F90	F&R
	8285408464 8285521000			MAN Lion' s Comfort	F&R
	8285522000 8285526000			MAN Lion' s Star	F&R
	8825525000 81508205005			MAN Lion' s Coach	F&R
	81508205006 81508205007			MAN M2000	F&R
	81508205020 81508205021			MAN NG	F&R
	81508205040 81508205041			MAN NL	F&R
	81508205047 81508205048			MAN NM	F&R
	81508205064 81508205066			MAN NÜ	F&R
	81508206000 81508206001			MAN TG-A	F&R
	81508206002 81508206003			MAN ÜL	F&R


	JT. NO	Lenght (mm)	WVA. NO	OE. NO	Model	Axle
	JT8800716	190	15162 15836 17238	A6775400717	MERCEDES BENZ MK	F&R
			17278 17280 17287		MERCEDES BENZ SK	F&R
			17683 17927 17928			
			17929 17949 19078			
			19486 19487 19488			
			19494 19495 19496			
			19505 19506 19844			






	JT. NO	Lenght (mm)	WVA. NO	OE. NO	Model	Axle
	JT8800717	150	11019 11582 13020	A6015400617	MERCEDES BENZ MK	F&R
			13532 15030 15742		MERCEDES BENZ SK	F&R





	JT8800718	255		A6705400017	MERCE T2/LN1-609 D	R
					MERCE T2/LN1-609 DK	R
					MERCE T2/LN1-709 D	R



	JT. NO	Lenght (mm)	WVA. NO	OE. NO	Model	Axle
<p>JTX-226</p> <p>OE: 82853554510</p> <p>82853884510</p>  <p>WWW.JT-SENSOR.COM</p> 	JT8800801	340	29030 29053 29083	81508110004 82823884510 82853554510 82853884510	KÄSSBOHRER Setra-Reihe	F
			29084 29113 29114		MAN F2000	F
					MAN F90	F
					MAN M2000	F
					MERCEDES BENZ Integro	F

	JT. NO	Lenght (mm)	WVA. NO	OE. NO	Model	Axle
	JT8800802	355	29113	82823884510 Z0063601 K001922	EVOBUS Setra 2003	F
<p>JTX-234 OE: 1348005 81508110004 82823884510</p>	JT8800803	360		1348005 81508110004 82823884510		
<p>JTX-248</p>	JT8800804	365				

	JT. NO	Lenght (mm)	WVA. NO	OE. NO	Model	Axle
	JT8800901	183			IVECO Euroclass	F
		345			MENARINI 230 M	F&R
	JT. NO	Lenght (mm)	WVA. NO	OE. NO	Model	Axle
	JT8800902	475	29065 29067 29122	1908825	IVECO Eurocargo	F&R
	JT. NO	Lenght (mm)	WVA. NO	OE. NO	Model	Axle
	JT8800903	405	29011 29032	1907956	IVECO Eurocargo	F&R
					IVECO Eurofire	F&R
					IVECO Eurostar	F&R
					IVECO Eurotech	F&R
					IVECO Supercargo	F

	JT. NO	Lenght (mm)	WVA. NO	OE. NO	Model	Axle
	JT8800904	500	29065 29067 29122	1907942	IVECO Eurocargo	F&R
	JT8800905	190	4802349	5001829545	IVECO Euroclass	R
	JT8800906	205	42546123 93163853	5001829545	IVECO 130	F&R
	JT8800907	190		42530912	IVECO Drum Brake	R
	JT8800908	560		42530900	IVECO Eurocargo IVECO Eurotech	R R

	JT. NO	Lenght (mm)	WVA. NO	OE. NO	Model	Axle										
	JT8800909	235	29039	2761476	VOLVO FL6	F										
					VOLVO FLC 140	F										
	JT. NO	Lenght (mm)	WVA. NO	OE. NO	Model	Axle										
	JT8800910	420	29043 29050 29051	5000297198 5000297345	RENAULT Magnum	F										
				5000525640 5000792539												
				5000821964 5001822987												
				5001825640 5010216548												
	JT. NO	Lenght (mm)	WVA. NO	OE. NO	Model	Axle										
<p>JTX-246</p> <p>OE: 5001844748</p> <p>5001844747</p>  <p>WWW.JT-SENSOR.COM</p> 	JT8800911	260	29121 29161 29237	1906401 1909298-1	IVECO Daily	F										
				2992339 42470835			NISSAN Atlas	R								
				42470846 42535791					NISSAN Cabstar	R						
				42536101 5001844747							RENAULT Mascott	F				
				5001844748 5001850859									RENAULT Master	F		
				5001857075 5001868609											RENAULT Maxity	R
				D4060MB40A												

	JT. NO	Lenght (mm)	WVA. NO	OE. NO	Model	Axle
	JT8801001	1005	29065 29067	5001829 45	RENAULT Midliner	F
	JT8801002	580	29043	68320654	RENAULT R340	F
					RENAULT R350	F
					RENAULT R380	F
	JT8801003	365	29030	5001822987 68310622 68320902	RENAULT AE385	F
					RENAULT AE420	F
					RENAULT AE520	F
	JT8801004	385	29030 29090	5001823000	RENAULT AE358	F
					RENAULT AE380	F
				RENAULT AE420	F	
				RENAULT AE500	F	
				RENAULT AE520	F	

	JT. NO	Lenght (mm)	WVA. NO	OE. NO	Model	Axle
	JT8801005	885	29065 29067	68320874 68320909	REANULT S120 RENAULT S180	F F
	JT8801006	430/380			隆中报警线	
	JT8801007	430/380			隆中报警线	

带支架
前端留50MM
末端留80MM

	JT. NO	Lenght (mm)	WVA. NO	OE. NO	Model	Axle
	JT8801008 带套管100MM 无支架	420/370			隆中报警线	
	JT8801009 带支架 前端留50MM 末端留80MM	420/370			隆中报警线	
	JT8801010A VIE17. 5W-3501350-感应头PFA	361-362		VIE17. 5W-3501350-感应头PFA VIE22. 5K-3502350-感应头PEEK		
	JT8801010B VIE22. 5K-3502350-感应头PEEK	361-362				

JT. NO	Lenght (mm)	WVA. NO	OE. NO	Model	Axle
JT8801011A	391-392		VIE20K-3501350-感应头PFA		
	VIE20K-3501350-感应头PFA				
JT. NO	Lenght (mm)	WVA. NO	OE. NO	Model	Axle
JT. NO	Lenght (mm)	WVA. NO	OE. NO	Model	Axle

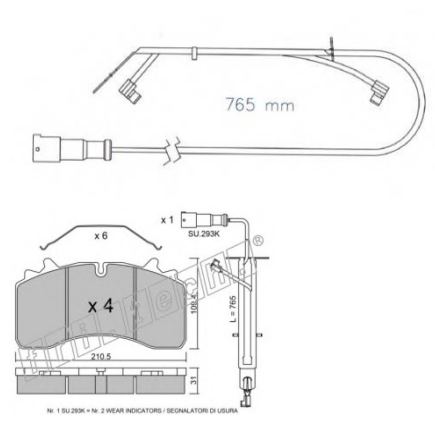
	JT. NO	Lenght (mm)	WVA. NO	OE. NO	Model	Axle
<p>JTX-249</p> <p>290MM</p>	JT8801101	290				
<p>JTX-265</p> <p>OE: Z0063601</p> <p>Z0008241</p> <p>365MM/760MM/930M</p>	JT8801102	365	29087 29167	Z0008241	SAF Knorr brake	R
	JT8801103	430	29094 29062 29165/29167 29094 29120		BPW BPW SH SHSF 10010-15 10010-15 BPW BPW SH SHSF 10110-15 BPW BPW SH SHSF 12010-16 BPW BPW SH SHSF 9010	R R R R
	JT8801104	680			ROR Remolque	F&R
	JT8801105	750	29095 29171 GDB5093 29158	Z0008242	SAF Knorr brake	R
	JT8801106	940	29165/29167 29094 29120		BPW SKB SKHBF 9010/9010-5 BPW SKH SKH 9008/9010 BPW SKH SKH BFHLL 9010 BPW SKH SKHBM 9010/9010-5 BPW SKHB 9010	R R R R R

	JT. NO	Lenght (mm)	WVA. NO	OE. NO	Model	Axle
	JT8801107	800		12480036 12999755VT	SAF PAN19-1	F&R
	JT8801200	570	29123	1501265	FORD Transit	R
	JT8801301	140	29229 29230/GDB1747 D1581 42555881	42555634/42560068 42567356 2996347 42567353 500054694	IVECO Daily	F
	JT8801302	210	29122 29256	2992393 42548195 42560913 42559191/500054693	IVECO Daily IVECO Eurocargo	F F
	JT8801303	250	24570 29232	2992394 42548196 42559616 42567355	IVECO Daily	R
	JT8801304	300	29231	42556205 42548209 500054695 42567354	GIC346 42567448	IVECO Daily

	JT. NO	Lenght (mm)	WVA. NO	OE. NO	Model	Axle
<p>JTX-237 OE: 3565400017</p> <p>310MM</p>	JT8900101	220+275	29030 29053 29083 29084 29113 29114	12182091 5001216437	IVECO Dumper	F&R
				5001823000 5001834075 5001	MAN EL	F&R
				848363 8285388435	MAN EM	F&R
				8285388436 8285388533	MAN F2000	F&R
				8285388535 8285408463	MAN F90	F&R
				8285408464 8285521000	MAN Lion's Comfort	F&R
				8285522000 8285526000	MAN Lion's Star	F&R
				8825525000 81508205005	MAN Lion's Coach	F&R
				81508205006 81508205007	MAN M2000	F&R
				81508205020 81508205021	MAN NG	F&R
				81508205040 81508205041	MAN NL	F&R
				81508205047 81508205048	MAN NM	F&R
				81508205064 81508205066	MAN NÜ	F&R
				81508206000 81508206001	MAN TG-A	F&R
				81508206002 81508206003	MAN ÜL	F&R
81508206004 81508206005	MERCEDES BENZ O 340	F&R				
81508206014 81508206015	MERCEDES BENZ O 350	F&R				
81508206016 81508206017	MERCEDES BENZ O 404	F&R				
81508206024 81508206025	MERCEDES BENZ O 550	F&R				
81508206036 81508206044	RENAULT Agora					
81508206046 A3565400017						
	JT. NO	Lenght (mm)	WVA. NO	OE. NO	Model	Axle
<p>JTX-081 OE: 6695400417/238+214 6695400917/200+185</p> <p>238+214 200+185</p>	JT8900103	200+200	29835/D1062	6695400717	MERCEDES BENZ Vario	R
				6695400817 6695400917		
	JT8900104	238+240	29835/D1062	6695400417	MERCEDES BENZ Vario	R

	JT. NO	Lenght (mm)	WVA. NO	OE. NO	Model	Axle
	JT8900105	270+1300	29087 29062	1388953 1903651 2992337		

	JT. NO	Lenght (mm)	WVA. NO	OE. NO	Model	Axle
	JT8800719	280/250		68323118		



	JT8900106	765	29162	3424200900		
--	------------------	-----	-------	------------	--	--

平阳县锦通汽车配件有限公司

Pingyang Town Jintong Auto Parts Factory

地址：中国。浙江温州市平阳县万全镇

Add: Jintong Village Songqiao Town Pingyang Town Wenzhou Zhejiang China

电话(TEL): +86-577-63772008 (业务) +86-577-63772333

传真(FAX): +86-577-63504099

Http//: www.jt-sensor.com

Email: rajt2007@163.com

