



**Taizhou Sanfine Tools Co., Ltd.**

Add.: Xiayang Village, Sanmen County, Taizhou City,  
Zhejiang Province, China, P.C. 317101

Tel: +86-576-83102580

Mobile: +86-15325666293 ( WhatsApp ID )

Website: <http://sanfine.en.alibaba.com>

Email: [becky@sanfinetools.com](mailto:becky@sanfinetools.com)


Skype: sanfinetools



**SANFINE TOOLS**

<http://sanfine.en.alibaba.com>

**YOUR DECORATING PARTNER**



**Taizhou Sanfine Tools Co., Ltd.**  
台 州 三 方 工 具 有 限 公 司

# About Us

*Taizhou Sanfine Tools Co., Ltd. is a company specialized in importing and exporting painting tools. It is located in Taizhou city, Zhejiang Province, which is only one hour away from Ningbo Port, two hours from Shanghai Port and 30 minutes from Taizhou Airport, which makes the shipping much easier and convenient.*

*We have an experience of foreign trading for more than 10 years. The excellent sales and after-sale service team, are supervised by regions and business demands. We can provide you with multifarious high-quality commodities made in China with professional service.*

*We export paint rollers, paint brushes, painting kits, paint trays, scrapers, paint sprayers, power mixers and other decorating tools all over the world every year. Not only orders of larger quantities can be finished in time, but also small sample orders treated seriously.*

*After years' creating and developing, with the advantages of trained qualified talents and rich marketing experience, outstanding achievements were gradually made. We get good reputation from the customers due to our good products quality and fine after-sale service. We sincerely wish to create a more prosperous and flourishing future together with all the friends home and abroad!*

**With Sanfine Tools**  
—You Can Make Life Beautiful

# Contents

Paint Roller.....	01-13
Paint Brush.....	14-21
Scrapper & Trowel.....	22-27
Painting Tray Set.....	28-30
Paint Tray & Bucket.....	31-32
Sanding Tool.....	33-34
Telescopic Pole.....	35-36
Wallpaper Tool.....	37-38
Paint Spray Gun.....	39-41
Electric Paint Mixer.....	42-43
Painting Sundries.....	44-46



SFR001




SFR002



SFR003



SFR004



SFR005



SFR006



SFR007



SFR008



SFR009



SFR010



SFR011



SFR012




SFR014



SFR015




SFR016



SFR017



SFR018



SFR019



SFR020



SFR021



SFR022



SFR023



SFR024



SFR025



SFR026



SFR027



SFR028



SFR029




SFR030



SFR031



SFR032



SFR033



SFR034



SFR035



SFR036



SFR037



SFR038



SFR039



SFR040



SFR041



SFR042



SFR043



SFR044



SFR045



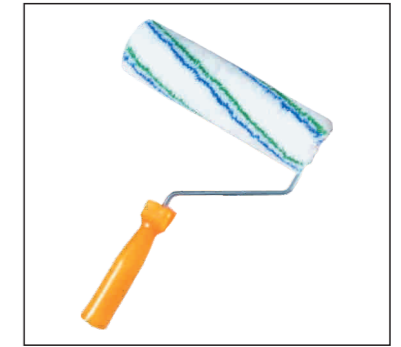
SFR046



SFR047



SFR048



SFR049



SFR050



SFR051



SFR052



SFR053



SFR054



SFR055



SFR056



SFR057



SFR058



SFR059



SFR060



SFR061



SFR062



SFR063



SFR064



SFR065



SFR066



SFR067



SFR068



SFR069



SFR070



SFR071



SFR072



SFR073



Corner Paint Roller

SFR074



Corner Paint Roller

SFR075



Corner Paint Roller

SFR076



Telescopic Roller Frame

SFR077



Telescopic Roller Frame

SFR078




Telescopic Roller Frame

SFR079



Telescopic Roller Frame

SFR080



Telescopic Paint Roller

SFR081



Telescopic Roller Frame

SFR082



Double Head Roller

SFR083



18" -24" Paint Roller

SFR084



12" -18" Extendable Roller Frame

SFR085



Mini Roller

SFR086



Mini Roller

SFR087




Mini Roller

SFR088

**How to Use**

1. Attach roller refill to the roller frame after removing extra hair from the roller refill.
2. Soak the roller refill in the thinner applicable to the paint, then roll over the roller on the roller net to get attached with the liquid.
3. Fill the paint in the roller bucket. Soak the roller refill into the paint, then roll over the refill on the roller net a few times.
4. Move the roller as if drawing a big "W", then shift in the order: up, down, left and right to apply paints thoroughly.





SFR140



SFR141



SFR142



SFR143



SFR144



SFR145



SFR146



SFR147



SFR148



SFR149



SFR150



SFR151



SFR152



SFR153



SFR154



SFR155



SFR156



SFR157



SFR158



SFR159



SFR160



SFR161



SFR162



SFR163



SFR164



SFR165



SFR166




SFR167



SFR168




SFR169



SFR170



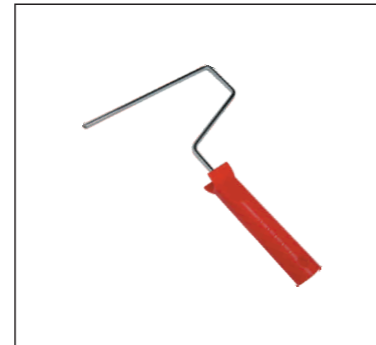
SFR171



SFR172



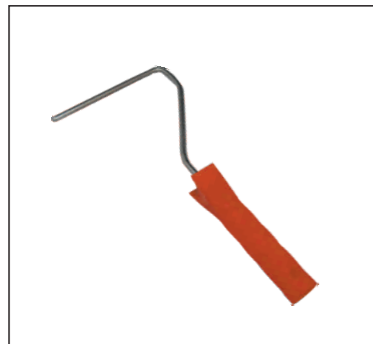
SFR173




SFR174



SFR175



SFR176



SFR177



SFR178



SFR179



SFR180




SFR181



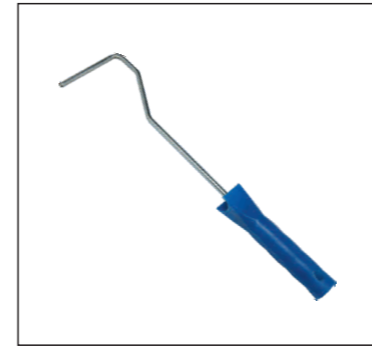
SFR182



SFR183



SFR184



SFR185



SFR186



SFR187



SFR188



SFR189



SFR190



SFR191



SFR192



SFR193



SFR194



SFR195



SFR196



SFR197



SFR198




SFR199






SFR200



SFR201



SFR202



SFR203



SFR204



SFR205



SFR206



SFR207



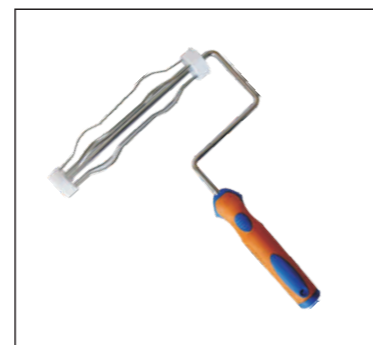
SFR208



SFR209



SFR210




SFR211



SFR212



SFR214



SFR215



SFB216



SFB217



SFB218



SFB219



SFB220



SFB221



SFB222



SFB223



SFB224



SFB225




SFB226



SFB227



SFB228



SFB229




SFB230



SFB231



SFB232



SFB233



SFB234



SFB235



SFB236



SFB237



SFB238



SFB239



SFB400



SFB401



SFB402



SFB403



SFB404



SFB405



SFB406



SFB407



SFB408



SFB409




SFB410



SFB411



SFB412



SFB414



SFB415



SFB416



SFB417



SFB418



SFB419



Plastic Handle Foam Brush

SFB420



Wooden Handle Foam Brush

SFB421



SFB422



SFB423



SFB424



SFB425



SFB426



SFB427



SFB428



SFB429



SFB430



SFB431



SFB432



SFB433



SFB434



SFB435



SFB436



SFB437



SFB438



SFB439



SFB440



SFB441



SFB442



SFB443



SFB444



SFB445



SFB446



SFB447



SFB448



SFB449



SFB450



SFB451



SFB452



SFB453



SFB454



SFB456



SFB457



SFB458



SFB459



SFB460



SFB462



SFB467



SFB468



SFB469



SFB470



SFB471



SFB472



SFB473



SFB474



SFB475



SFB476



SFB477



SFB478



SFB479



SFB480



SFB481



Radiator Brush

SFB482



Radiator Brush

SFB483



Radiator Brush

SFB484



Cleaning Brush

SFB485



Radiator Brush

SFB486



Radiator Brush

SFB487



Radiator Brush

SFB488



Radiator Brush

SFB489



Corner Painter

SFB490




6" Chip Brush

SFB491



4" Flat Brush

SFB492



Corner Painter

SFB493




Paint Pad Edger

SFB494




Paint Pad Edger

SFB495



Paint Pad Edger

SFB496



Wire Brush

SFB497



Wire Brush

SFB498



Wire Brush

SFB499



Wire Brush

SFB500




Wire Brush

SFB501



Wire Brush

SFB502



SFT601



SFT602



SFT603



SFT604



SFT605



SFT606



SFT607



SFT608



SFT609



SFT610



SFT611



SFT612



SFT614



SFT615



SFT616



SFT617



SFT618



SFT619



SFT620



SFT621



SFT622



SFT623



SFT624



SFT625




Cleaning Knife

SFT626



Cleaning Knife

SFT627



Art Mixing Scraper Set

SFT628



Cleaning Knife

SFT629



Cleaning Knife

SFT630



Cleaning Knife

SFT631



SFT632



SFT633



SFT634



SFT635



SFT636



SFT637




SFT638



SFT639



SFT640



SFT641




SFT642




SFT643


Size	1inch, 1.5inch, 2inch, 2.5inch, 3inch, 4inch, 5inch, 6inch, etc..
Handle Material	Fiberglass/Rubber/Hardwood/Nylon/Plastic/Wood
Blade Material	Stainless Steel/Steel/Carbon Steel/Plastic
Blade Surface finish	Common Polished/Mirror Polished
Blade Thickness	0.6mm, 0.7mm, 0.8mm, 0.9mm, 1mm, 1.5mm, etc..
Packing	Poly Bag/Sticker




SFT644



SFT645



SFT646



SFT647



SFT648



SFT649



SFT650



SFT651



SFT652



SFT653



SFT654




SFT655



SFT656



SFT657




SFT658




SFT659




SFT660




SFT661



SFT662



SFT663




SFT664



SFT665




SFT666



SFT667



SFT668



SFT669



SFT670



SFT671



SFT672



SFT673



SFT674



SFT675



SFT676



SFT677



SFT678



SFT679



SFT680



SFT681



SFT682



SFT683



SFT684



SFT685



SFT686



SFT687



SFT688



SFK701



SFK702



SFK703



SFK704



SFK705



SFK706



SFK707



SFK708



SFK709



SFK710



SFK711



SFK712



SFK714



SFK715



SFK716





SFK717



SFK718



SFK719



SFK720



SFK721



SFK722



SFK723



SFK724



SFK725



SFK726



SFK727



SFK728



SFK729



SFK730



SFK731



SFK732



SFK733



SFK734



SFK735



SFK736



SFK737



SFK738



SFK739



SFK740



SFK741



SFK742



SFK743



SFK744



SFK745



SFK746



SFTB750



SFTB751



SFTB752



SFTB753



SFTB754



SFTB755



Paint Tray Liner

SFTB756



Disposable Tray

SFTB757



SFTB758



SFTB759



SFTB760



SFTB761



SFTB762



SFTB763



SFTB764



SFTB765



SFTB766



SFTB767



SFTB768



SFTB769




SFTB770



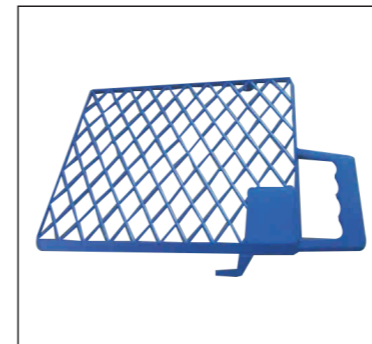
SFTB771




SFTB772



SFTB773



SFST774




SFST775



SFST776

Wall Painting Steps

- |                               |                               |
|-------------------------------|-------------------------------|
| 1. Material budget approach   | 6. All wall polishing         |
| 2. Crack antitrust processing | 7. Construction of the primer |
| 3. The corner handle          | 8. Minor repair               |
| 4. Coarse leveling            | 9. Paint construction         |
| 5. Final leveling             | 10. Clean up the acceptance   |






SFST777



SFST778



SFST779



SFST780



SFST781



SFST782



SFST783



SFST784



SFST785



SFST786



SFST787



SFST788



Sand Paper Holder

SFST789



Sand Paper Holder

SFST790



Sanding Block

SFST791




SF-S230B	
Power	710W
Voltage	230V/110V
Frequency	50Hz/60Hz
Speed	0-1200r/min
Pad Size	230mm
Item Length	1700mm
Packing Q' ty	1 pcs
G.W. / N.W.	3.84/7.46KGS
Carton Size	131 x 27 x 22cm
Container	350pcs /20' 720pcs /40' 860pcs /40' HQ



SF-S230F1	
Power	710W
Voltage	230V/110V
Frequency	50Hz/60Hz
Speed	0-1200r/min
Pad Size	230mm
Item Length	1700mm
Packing Q' ty	1 pcs
G.W. / N.W.	3.84/7.46KGS
Carton Size	94 x 33 x 18cm
Container	500pcs /20' 1000pcs /40' 1200pcs /40' HQ

Use different grit of sand papers can reach the surface effect of automobile, CE, GS, EMC approved. Samples are available on request for clients' testing.



ART NO.	P1 P2 Φ: 22mm	P3 P4 Φ: 22mm	P5 P6 P7 Φ: 22mm	P8 P9 P10 Φ: 25mm
Spec.	100CM	126-200CM	160-300CM	160-300CM
QTY/PCS	25	25	25	25
G./N.G.(KG)	10/9	16/15	18/17	19/18
SIZE(cm)	108X16X17	127X16X17	161X16X17	161X18X19

Extend and shorten freely, Applicable to paint the ceiling and upper corner.



SFWT820



SFWT821



SFWT822



SFWT823




SFWT824



SFWT825



SFWT826



SFWT827



SFWT828



SFWT829



SFWT830



SFWT831



SFWT832



SFWT833



SFWT834



SFWT835



SFWT836



SFWT837




SFWT838



SFWT839



SFWT840



SFWT841



SFWT842



SFWT843



SFWT844



SFWT845




SFWT846



SFWT847



SFWT848



SFWT849



SF-EP01

Powerful 600W motor for easy operation.  
Normal PE bottle or Aluminum bottle is optional  
Vol. & Fre.: 230~240V~50Hz  
Input power: 600W, (Copper wire motor)  
No-load speed: 30000rpm,  
Working pressure: 0.3~0.4bar,  
Air consumption: 1.3m<sup>3</sup>/min,  
Water consumption: 700ml/min,  
Air pressure: 0.1kg/cm<sup>2</sup>,  
Nozzle Diameter: 1.0mm (Copper Valve spool) ---1#(Not soft grip)  
Plastic tank Capacity: 800ml



SF-EP02

Powerful 600W motor for easy operation.  
Normal PE bottle or Aluminum bottle is optional  
Vol. & Fre.: 230~240V~50Hz  
Input power: 600W, (Copper wire motor)  
No-load speed: 30000rpm,  
Working pressure: 0.3~0.4bar,  
Air consumption: 1.3m<sup>3</sup>/min,  
Water consumption: 750ml/min,  
Air pressure: 0.1kg/cm<sup>2</sup>,  
Nozzle Diameter: 2.0mm---2#(soft grip)  
Plastic tank Capacity: 800ml



SF-EP07

Vol. & Fre.: 230~240V~50Hz,  
Input Power :350W, (Copper wire motor )  
No-load speed:30000rpm,  
working consumption: 0.3~0.4bar,  
air consumption:1.0 m<sup>3</sup>/min,  
air pressure: 0.1kg/cm<sup>2</sup>,  
nozzle orifice:2.0mm,  
water consumption: 700ml/min,  
Plastic tank Capacity:800ml



SF-EP08

Vol. & Fre.: 230~240V~50Hz,  
Input Power :350W, (Copper wire motor )  
No-load speed:30000rpm,  
working pressure: 0.3~0.4bar,  
air pressure: 0.1kg/cm<sup>2</sup>,  
nozzle orifice:1.8mm, (Copper Valve spool )  
water consumption: 600ml/min,  
Plastic tank Capacity:800ml



SF-EP03

Vol. & Fre.: 230~240V, 50Hz,  
Input Power :650W, (Copper wire motor)  
No-load speed:30000rpm,  
working pressure: 0.3~0.4bar,  
air consumption 1.3m<sup>3</sup>/min,  
water consumption: 700ml/min,  
air pressure: 0.1kg/cm<sup>2</sup>,  
nozzle orifice:2.0mm, ---2#(soft grip)  
Plastic tank Capacity:800ml



SF-EP04

Vol. & Fre.: 230~240V~50Hz,  
Input Power :650W, (Copper wire motor)  
No-load speed:32000rpm,  
working pressure: 0.3~0.4bar,  
air consumption:1.4m<sup>3</sup>/min,  
water consumption: 780ml/min,  
air pressure: 0.1kg/cm<sup>2</sup>,  
nozzle orifice:2.5mm, ---3#  
Plastic tank Capacity:800ml



SF-OT05

Vol. & Fre.: 230~240V~50Hz,  
Input Power :400W, (Copper wire motor )  
No-load speed:30000rpm,  
Nozzle orifice:1.8mm, (Copper Valve spool )



SF-OT06

Vol. & Fre.: 230~240V~50Hz,  
Input Power :120W, (Copper wire motor )  
No-load speed:20000rpm,  
Nozzle orifice:0.8mm, (Copper Valve spool )



SF-EP05

Vol. & Fre.: 230~240V~50Hz,  
Input Power :350W, (Copper wire motor )  
No-load speed:30000rpm,  
working consumption: 0.3~0.4bar,  
air consumption:1.0 m<sup>3</sup>/min,  
air pressure: 0.1kg/cm<sup>2</sup>,  
water consumption: 600ml/min,  
nozzle orifice:2.5mm, ---3#  
Plastic tank Capacity:800ml



SF-EP06

Vol. & Fre.: 230~240V~50Hz,  
Input Power :350W, (Copper wire motor )  
No-load speed:30000rpm,  
working consumption: 0.3~0.4bar,  
air consumption:1.0 m<sup>3</sup>/min,  
air pressure: 0.1kg/cm<sup>2</sup>,  
water consumption: 720ml/min,  
nozzle orifice:2.5mm,  
Plastic tank Capacity:800ml



SF-EP09A

**The function of the spray gun:**  
Vol. & Fre.: 230~240V~50Hz,  
input power: 650W, double wheel motor  
No-load speed:30000rpm,  
working pressure: 0.4~0.6bar,  
air consumption : 2.0m<sup>3</sup>/min,  
water consumption : 850ml/min,  
air pressure: 0.1kg/cm<sup>2</sup>,  
nozzle orifice:1.8mm (Copper Valve spool ) ,  
Adjustable to 3 Settings: horizontal/vertical/punctiform  
Plastic tank Capacity:800ml

With 1pc 4.0m tube, with 1pc viscosity cup VDE plug 1.80 m PVC cable(H05VV-F 2x0.75mm<sup>2</sup>) Automatic transfer painting: Pump Power:35W Consumption:650ml/min  
No-load speed:0~170rpm.



SF-EP09B

**The function of the spray gun:**  
Vol. & Fre.: 230~240V~50Hz,  
input power: 650W, double wheel motor  
No-load speed:30000rpm,  
working pressure: 0.4~0.6bar,  
air consumption : 2.0m<sup>3</sup>/min,  
water consumption : 850ml/min,  
air pressure: 0.1kg/cm<sup>2</sup>,  
nozzle orifice:1.8mm (Copper Valve spool ) ,  
Adjustable to 3 Settings: horizontal/vertical/punctiform  
Plastic tank Capacity:800ml



SF-R4000

**Features:** Aluminum forged gun body with precise machined air cap set.  
Mainly used to automobile finish painting


Type of feed: Gravity  
Standard Nozzle:  $\phi$  1.3mm  
Operating pressure: 2.0bar  
Pattern Width: 180-260mm  
Air Consumption: 4.1-4.5cfm  
Paint Capacity: 500cc



SF-7900

**Features:** Aluminum forged gun body stands for the best quality. Anodizing surface treatment. Mostly used for automotive refinishing applications.

Type of feed: Gravity  
Standard Nozzle:  $\phi$  1.4mm  
Operating pressure: 2.5-2.7bar  
Pattern Width: 200-300mm  
Air Consumption: 6-9.9 cfm  
Paint Capacity: 500cc



SF-R500

**LVP (Low volume, Low pressure):** Air volume, paint volume and spraying pattern adjustable.  
New ergonomic designed handle for comfortable grip.  
Soft, super-fine mist suitable for all kinds of surface.

Type of feed: Gravity  
Standard Nozzle:  $\phi$  1.5mm (optional: 1.3/1.7/2.0)  
Operating pressure: 2.0-3.5bar  
Pattern Width: 180-280mm  
Air Consumption: 3.0-3.9 cfm  
Paint Capacity: 600cc



SF-R200S

**Siphon feed design:** With large capacity siphon feed cup is ideal for industrial painting. Better spray atomization and less over spray.

Type of feed: Suction  
Standard Nozzle:  $\phi$  1.5mm  
Operating pressure: 2.0-3.5bar  
Pattern Width: 180-250mm  
Air Consumption: 3.0-3.9 cfm  
Paint Capacity: 1000cc  
Optional Nozzle:  $\phi$  1.3/1.7/2.0mm  
Applications: Automotive painters / Furniture refinisher / Base coating and primer



SF-W77S

**Heat treated stainless nozzle/ needle kit**

Type of feed: Suction  
Standard Nozzle:  $\phi$  2.0mm  
Operating pressure: 3.0-4.0bar  
Pattern Width: 180-280mm  
Air Consumption: 4.2-7.1 cfm  
Paint Capacity: 1000cc  
Optional Nozzle:  $\phi$  1.8/2.0/2.5mm



SF-2011

**Main features:** HVLP stands for high-volume, low-pressure, and spray guns with this type of material transfer give you better, more consistent coverage than conventional spray guns, and with minimal messy over spray.

Type of feed: Gravity  
Standard Nozzle:  $\phi$  1.0mm  
Operating pressure: 2.0-3.5bar  
Pattern Width: 90-130mm  
Air Consumption: 2.8-4.1cfm  
Paint Capacity: 125cc



SF-HM110

Power	950W
Rated	230V/110V
Frequency	50Hz/60Hz
Speed	0-1100min-1
Paddle	K2 $\phi$ 120mm
Length	590mm
Packing Q'ty	5pcs
G.W/N.W	18.5/14.5kgs
Tool-connection	M14
Colour box	36 x 13.5 x 28cm
Master box	66 x 38 x 30cm



SF-HM120C

Power	1200W/1400W
Rated	230V/110V
Frequency	50Hz/60Hz
Speed	0-700min-1
Paddle	K3 $\phi$ 120mm
Length	590mm
Packing Q'ty	4pcs
G.W/N.W	22.5/19.5kgs
Tool-connection	M14
Colour box	33.5 x 23 x 29cm
Master box	48 x 35 x 60cm



SF-HM30A

Power	1200W/1400W
Rated	230V/110V
Frequency	50Hz/60Hz
Speed	I:0-580min-1 II:0-810min-1
Paddle	K3 $\phi$ 120mm
Length	590mm
Packing Q'ty	2pcs
G.W/N.W	14/12kgs
Tool-connection	M14
Colour box	37 x 32 x 24.5cm
Master box	39 x 33 x 51cm



SF-HM130A

Power	1200W/1400W
Rated	230V/110V
Frequency	50Hz/60Hz
Speed	0-700min-1
Paddle	K3 $\phi$ 120mm
Length	590mm
Packing Q'ty	4pcs
G.W/N.W	22.5/19.5kgs
Tool-connection	M14
Colour box	33.5 x 23 x 29cm
Master box	48 x 35 x 60cm



SF-HM130E

Power	1400W/1600W
Rated	230V/110V
Frequency	50Hz/60Hz
Speed	I:0-570min-1 II:0-760min-1
Paddle	K3 $\phi$ 140mm
Length	590mm
Packing Q'ty	2pcs
G.W/N.W	23/20kgs
Tool-connection	M14
Colour box	37 x 32 x 24.5cm
Master box	39 x 33 x 51cm



SF-HM1301A

Power	1600W
Rated	230V/110V
Frequency	50Hz/60Hz
Speed	I:0-520min-1 II:0-760min-1
Paddle	K3 $\phi$ 140mm
Length	590mm
Packing Q'ty	2pcs
G.W/N.W	15/13kgs
Tool-connection	M14
Colour box	42 x 32 x 26cm
Master box	44 x 33 x 50cm



SF-HM1301C

Power	1600W
Rated	230V/110V
Frequency	50Hz/60Hz
Speed	I:0-520min-1II:0-760min-1
Paddle	K3 Φ 140mm
Length	590mm
Packing Q'ty	4pcs
G.W/N.W	15/13kgs
Tool-connection	M14
Colour box	42 x 32 x 26cm
Master box	44 x 33 x 54cm



SF-HM210

Power	950W
Rated	230V/110V
Frequency	50Hz/60Hz
Speed	I:0-1100min-1
Paddle	K2 Φ 120mm
Length	590mm
Packing Q'ty	4pcs
G.W/N.W	18.5/14.5kgs
Tool-connection	M14
Colour box	36.5 x 27.5 x 18.5cm
Master box	57 x 38 x 39cm



SF-HM1401

Power	1600W/1800W
Rated	230V/110V
Frequency	50Hz/60Hz
Speed	I:0-380min-1II:0-660min-1
Paddle	K3 Φ 140mm
Length	590mm
Packing Q'ty	2pcs
G.W/N.W	17/12kgs
Tool-connection	M14
Colour box	42 x 32 x 26cm
Master box	44 x 33 x 54cm



SF-HM150C

Power	1400W/1600W
Rated	230V/110V
Frequency	50Hz/60Hz
Speed	I:0-580min-1II:0-800min-1
Paddle	P1
Length	570mm
Packing Q'ty	2pcs
G.W/N.W	18/14kgs
Tool-connection	insert screw coupling
Colour box	59 x 32 x 25cm
Master box	61 x 34 x 52cm



SF-HM150E

Power	1600W
Rated	230V/110V
Frequency	50Hz/60Hz
Speed	I:0-540min-1II:0-790min-1
Paddle	P1
Length	570mm
Packing Q'ty	2pcs
G.W/N.W	18/14kgs
Tool-connection	M14
Colour box	59 x 32 x 25cm
Master box	61 x 34 x 52cm



SF-HM1601

Power	1800W
Rated	230V/110V
Frequency	50Hz/60Hz
Speed	I:0-390min-1II:0-690min-1
Paddle	P1
Length	570mm
Packing Q'ty	2pcs
G.W/N.W	18.6/15kgs
Tool-connection	M14
Colour box	59 x 32 x 25cm
Master box	61 x 34 x 52cm



Mask

SF-901



Mask

SF-902



Mask

SF-903



14" Cow Leather Gloves

SF-904



Cotton Gloves

SF-905



10.5" Suede Work Gloves

SF-906



Knee Pads

SF-907



Knee Pads

SF-908



Knee Pads

SF-909



Utility Tool Holder

SF-910



Utility Tool Holder

SF-911



Leather Utility Tool Holder

SF-912



PE Tarpaulin

SF-913



PE Tarpaulin

SF-914



PE Tarpaulin

SF-915





Disposable Plastic Cloth  
SF-916



Plastic Drop Cloth  
SF-917



Wrapping Film  
SF-918



Sand Paper  
SF-919



Sand Paper Roll  
SF-920



Rubber Hammer  
SF-921



Masking Tape  
SF-922



Masking Tape 24mm\*30m  
SF-923



Masking Tape 2 Rolls  
SF-924



Paint Edger  
SF-925



Paint Pad  
SF-926



Plastic Scraper  
SF-927



Goggles  
SF-928



Sponge Stamp Kit  
SF-929



Disposable Painter Overall  
SF-930



Utility Cord  
SF-931



Utility Cord  
SF-932



Utility Cord  
SF-933



Plastic Tool Box  
SF-934



Utility Tool Box  
SF-935



Roller & Brush Holder  
SF-936



Magnetic Clip Paint Brush Holder  
SF-937



Plastic Paint Mixer  
SF-938



Metal Paint Mixer  
SF-939




Caulking Gun  
SF-940



Caulking Gun  
SF-941




Caulking Gun  
SF-942



Metal Can Opener  
SF-943



Metal Can Opener  
SF-944



Plastic Can Opener  
SF-945